

MINIATURE, GENERAL PURPOSE UNITS

R07 and R46 Regulators

1/8" PTF, 1/4" PTF

R07 General purpose

Snap action knob locks pressure setting when pushed in

Standard relieving models allow reduction of outlet pressure even when the system is dead-ended

R46 Non-repairable

Wrench flats for easy installation

Relieving piston design allows reduction of downstream pressure when the system is dead-ended

Choice of left to right or right to left flow

TECHNICAL DATA

R07

Fluid:

Compressed air

Maximum pressure:

300 psig (20 bar)

Operating temperature:

-34° to 150°F [-35° to 65°C] *

* Air supply must be dry enough to avoid ice formation at temperatures below 2°C (35°F).

R46

Fluid:

Compressed air

Maximum pressure:

250 psig (17 bar)

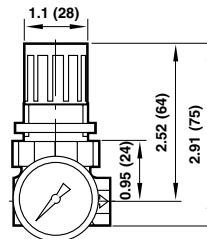
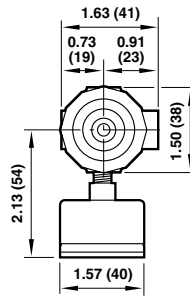
Operating temperature*:

-30° to 150°F [-34° to 65°C]

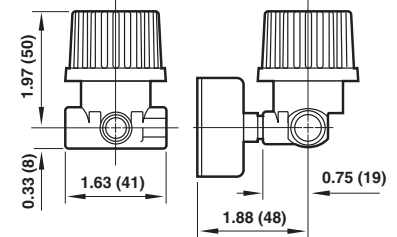
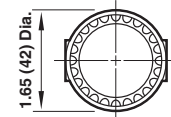
* Air supply must be dry enough to avoid ice formation at temperatures below 35°F (2°C).



R07



R46



ISO Symbol



Models

R07 SERIES	Port size PTF	Outlet pressure range	Flow SCFM* (dm³/s)
Model No.			



R07-100-RNEA	1/8"	5 to 50 psig [0.3 to 3.5 bar]	14 [6.5]
R07-100-RNKA	1/8"	5 to 100 psig [0.3 to 7 bar]	14 [6.5]
R07-200-RNEA	1/4"	5 to 50 psig [0.3 to 3.5 bar]	15 [7]
R07-200-RNKA	1/4"	5 to 100 psig [0.3 to 7 bar]	15 [7]



R46-200-RNLA	1/4"	5 to 125 psig [0.3 to 8.6 bar]	13 [6]
--------------	------	--------------------------------	--------

Accessories

Neck mount bracket (incl. nut)	Mounting nut only plastic	Mounting nut only metal	Gauge 0 to 160 psig	Service kit**
--------------------------------	---------------------------	-------------------------	---------------------	---------------



18-025-003	2962-89	2962-04	18-013-212	3407-02
18-025-003	2962-89	2962-04	18-013-212	3407-02
18-025-003	2962-89	2962-04	18-013-212	3407-02
18-025-003	2962-89	2962-04	18-013-212	3407-02



* Typical flow with 150 psig (10 bar) inlet pressure, 90 psig (6.3 bar) set pressure and 15 psig (1 bar) droop from set.

** Kit includes: Slip ring, diaphragm, standard valve seat, O-ring, valve and spring

