- **Port size: G3**
- **Robust design**
- **Reliable operation for more than 20 years if maintenance program is being followed**
- **Options are designed to tailor or customize B071 to application needs, hence increasing overall efficiency**
- **Designed and built according PED 97/23/EC**

Technical features

Ideal for variable inlet pressure and environmental temperature the B071 maintains stable upstream pressure control. The heavy duty construction makes the B071 perfect for arduous conditions and harsh environments. Suitable for medium and high pressure. It's manually adjustable, requires an external piloting source to set the dome pressure the dome pressure is the opening/release pressure

Applications:
- Gas distribution/mixing
- Pressure test rigs
- Marine industries
- Off shore / aggressive environments
- Oxygen use approved
- Compressor regulation
- Air, O2, CH4 compressor

Medium:
Any gases, air, N2, O2, Ar, H4, H2, C2H2, CO2, N2O or some liquids

Maximum inlet pressure:
15 barg (217 psig)
100 barg (1450 psig)

Opening pressure range:
0,3 ... 15 barg (4.3 ... 217 psig)
0,5 ... 100 barg (7.2 ... 1450 psig)

Flow rate indication:
Flow rate indication is given for an equivalent flow with air which is 66 Nm^3/h per Bar of absolute pressure downstream (internal Ø 35 mm and ports 3").

Leakage:
Helium leak tested:
Internal leak tight: $>10^{-3}$ mbar.l/sec
External leak tight: $>10^{-4}$ mbar.l/sec
Helium leak tested to
10^{-8} atm.cm^3/sec^{-1} (on request)

Weight:
49,2 kg

Ambient/Media temperature:
-20 ... +50°C (-4 ... +122°F)

Note:
Suggested filter upstream: F594L
3 pieces union fittings: T1832 G3"

Materials:
Body: Aluminium-bronze or stainless steel
Seat: Stainless steel
Valve insert: NBR, EPR, FPM or VMQ

Option selector

B071★★★★N★I★★★★

Material	Substitute
Aluminium-bronze	B
Stainless steel	I

Max. inlet pressure	Substitute
15 barg	C
100 barg	G

Opening pressure range	Substitute
0,3 ... 5 barg	17
0,5 ... 100 barg	43

Main options	Substitute
Standard version	1000
Hydraulic version	1104
Dome with pilot needles block (Inlet & vent) New standard version	1700

Valve insert material	Substitute
NBR	N
EPR	E
FPM	V
VMQ	S

More options are available upon specific request

Our policy is one of continued research and development. We therefore reserve the right to amend, without notice, the specifications given in this document. (2015 - 8220c) © 2015 IMF sas.

Option selector service kits

★B071★★★★★

Service kit	Substitute
Complete repair and maintenance kit with valve assembly	K
'O'rings only	J

Manufacture code	Substitute
Norgren internal use	

Elastomer	Substitute
NBR	N
EPR	E
FPM	V
VMQ	S

Dimensions

Dimensions in mm
Projection/First angle

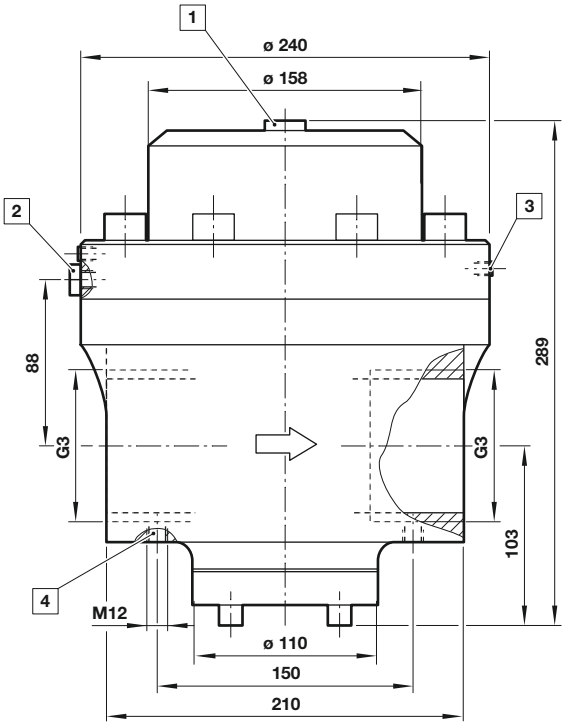

1 Dome filling port or gauge port
2 Dome filling port
3 Dome venting port
4 Mounting threads

Back pressure valve installed on the main gas line. Maintain a minimum pressure in the inlet part of the line. This set up is called 'in line' - the anticipated counter pressure is a useful parameter when sizing

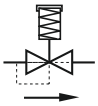

Installed in shunt of the line as self actuated vent valve. Gas is often released to atmosphere (if accetable). Protect the process against over pressure. Pressure relief valve (not to be confused with a Safety Valve).

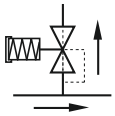

Sicherheitshinweise

Diese Produkte sind dort einzusetzen, wo die unter **»Technische Merkmale/-Daten«** aufgeführten Werte nicht überschritten werden.
Berücksichtigen Sie bitte die entsprechende Katalogseite. Vor dem Einsatz der Produkte, in Bereiche, die nicht in den veröffentlichten Anleitungsunterlagen enthalten sind, wenden Sie sich bitte direkt an IMI Precision Engineering, IMF sas.

Durch Missbrauch, Verschleiß oder Störungen können in Fluidsystemen verwendete Komponenten auf verschiedene Arten versagen. Systemauslegern wird dringend empfohlen, die Störungsarten aller in Fluidsystemen verwendeten Komponententeile zu berücksichtigen und ausreichende Sicherheitsvorkehrungen zu treffen, um Verletzungen von Personen sowie Beschädigungen der Geräte im Falle einer solchen Störung zu verhindern. Systemausleger sind verpflichtet, Sicherheitshinweise für den Endbenutzer im Betriebshandbuch zu vermerken, wenn der Störungsschutz nicht ausreichend gewährleistet ist.

Our policy is one of continued research and development. We therefore reserve the right to amend, without notice, the specifications given in this document. (2015 - 8220c) © 2015 IMF sas.