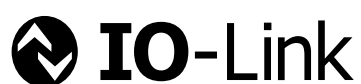


IO-Link Interface Description - V1

VP23 Proportional Valve



Before starting work read these instructions.

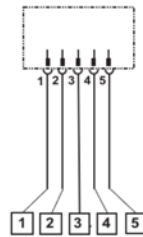
This manual contains proprietary information. No part of this publication may be reproduced, transcribed or transmitted in any form without the written consent of the publisher. Every effort has been made to ensure that the information contained in this manual is accurate. All rights reserved.

Content

1. Device variant	3
2. Communication Setup	3
3. Relevant parameter list	4
4. Process Data I/O	5

1. Device variant
VP23 Proportional Valve

DeviceName = "VP23"
 DeviceFamily = "VP23"
 ProductName = "VP23IOL"



- 1 +Vs, brown
- 2 2L+ (V_A), white
- 3 V_S GND, blue
- 4 C/Q, black
- 5 2M (V_A GND), grey


2. Communication Setup

Vendor ID	0x03AE
Device ID	0x1F72C9
COM Profile	COM3
min. Cycletime	5 ms
SIO mode compatible	no
Block Parameterisation	no
Remanent dataset	yes
Supported profiles	BLOB FW-Update
Support of IO-Link 1.0	yes

3. Relevant parameter list

Function / Name	Index	Sub- Index	Access	Data Type
Vendor Name	16	0	ro	StringT [64]
Vendor Text	17	0	ro	StringT [64]
Product Name	18	0	ro	StringT [64]
Product ID	19	0	ro	StringT [64]
Product Text	20	0	ro	StringT [64]
Serial Number	21	0	ro	StringT [16]
Hardware Revision	22	0	ro	StringT [64]
Firmware Revision	23	0	ro	StringT [64]
Function Tag	25	0	rw	StringT [32]
Location Tag	26	0	rw	StringT [32]
Specific Parameters:				
User Parameter	64	0	rw	IntegerT_16
Pressure Unit	65	0	rw	IntegerT_16
Ramp_Rise_Rate %/ms	66	0	rw	IntegerT_16
Ramp_Fall_Rate %/ms	67	0	rw	IntegerT_16
User_PID_Kp %	68	0	rw	IntegerT_16
User_PID_Ki %	69	0	rw	IntegerT_16
User_Integral_Rise_Deadtime %	70	0	rw	IntegerT_16
User_Integral_Fall_Deadtime %	71	0	rw	IntegerT_16
Parameter Address	100	0	rw	IntegerT_16
Parameter Value	101	0	rw	IntegerT_16
Parameter Option	102	0	rw	UIntegerT_32
Operating Minutes	103	0	ro	IntegerT_32
Operating Hours	104	0	ro	IntegerT_32

4. Process Data I/O

Name	Description	ByteMask	Datatype	Bitoffset	Range	Scaling
PDO (32 bit)						
Setpoint Pressure	Pressure Setpoint	BBBB	Float32T	0	0 – nominal pressure	Bar/MPa/PSI

PDI (40 bit)						
Actual Pressure	Actual pressure value	X-BBBB	Float32T	0	0 – nominal pressure	Bar/MPa/PSI
Statusbyte	Statusbyte VP23	B-XXXX	UIntegerT	32	0 – 255	-
Interpretation of status byte		Bit-Mask				
V _S supply voltage out of range	V _S < min.	0bXXXX-XXXb	byte	0	false/true	-
Watchdog pressure controller out of range	Ctrl. Out of range for > max. (default 2%)	0bXXXX-XbXX	byte	2	false/true	-
Valve's internal temperature out of range	Internal temp. overheat (>80°C)	0bXXXX-bXXX	byte	3	false/true	-
Actuator nominal consumption out of range	Actuator curr. consumption too high.	0bXXXb-XXXX	byte	4	false/true	-
V _A voltage out of range	V _A < min.	0bXXbX-XXXX	byte	5	false/true	-

Norgren operates four global centres of technical excellence and a sales and service network in 50 countries, as well as manufacturing capability in Brazil, China, Czech Republic, Germany, India, Mexico UK and the USA.


For information on all Norgren companies visit

www.norgren.com

Supported by distributors worldwide.

For further information, scan this QR code or visit

www.norgren.com



Disposal of this product is regulated by the EU WEEE Directive for waste electrical and electronic equipment. Dispose of the product properly and not as part of the normal waste stream.

Observe the regulations of the respective country. Information can be obtained from the national authorities.



Norgren, Bimba, Buschjost, FAS, Herion, Kloehn and Maxseal are registered trademarks of Norgren companies.

Due to our policy of continuous development, Norgren reserve the right to change specifications without prior notice.

IO-Link Interface Description V1_VP23 en/04/21

Incorporating

