

3/2 Spool valves

M/20132

Pilot and manually operated

Port size: 1/4" B.S.P.

Operating pressure: 1 — 10 bar
(unless otherwise specified)

Cv factor: 1.0

Operating temperature: -20°C* to +80°C
(for solenoid models +5°C to +50°C)

*Important: Refer to leaflet F1

Compact design with high flow

Neat, attractive styling

Steel reinforced main spool seals

In-line ports

Manual over-ride fitted as standard

Competitively priced

The M/20132 range of 3-port in-line valves has been introduced to complement our M/20152 5-port models and eventually to replace our S/441 models with valves of smart, modern appearance and high performance at competitive prices. They use the same static seal design as the M/20152 and incorporate many of the same components.

These valves are suitable for many applications, in particular the control of larger single acting cylinders and cylinders with long stroke lengths, circuit switching and the pilot control of large directional control valves involving lengthy pilot lines.

Their compact size and neat styling enables them to provide clean, tidy installations especially when mounted on a flat surface. They are well suited to use in control cabinets and the M/20132/29 has provision for panel mounting.

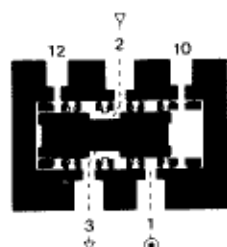
The solenoid used on the M/20132/122 model is a new 22mm unit featuring a snap-lock retainer for quick and easy coil removal. The coil assembly may be rotated through 360° at 90° intervals. The valve is suitable for use as either "normally closed" or "normally open". It is supplied as a "normally closed" valve and if



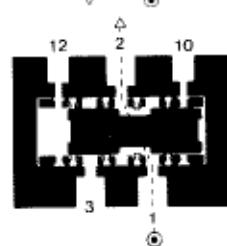
Type	Description
M/20132/3	Pressure set — reset
M/20132/29	Button set, button or pressure reset
M/20132/40	Pressure actuated, spring return
M/20132/122	Solenoid pilot actuated, spring return

"normally open" operation is required the top cover and solenoid base assembly should be rotated through 180°. When mounting, the axis of the main spool must be kept in a horizontal plane in the case of the -/3 and -/29 models.

These valves are also suitable for use with vacuum supplies down to 760 mm Hg except for those models having an internal pilot supply, i.e. -/122.



When the spool is in this position the supply air to inlet port, '1', is blocked. The exhausting air passes from outlet port '2' to exhaust port '3'.



When the valve is actuated, the spool moves to the other end of the valve, the air supply is connected to port '2'.

M/20132/122

These electrically operated valves are available in the following voltages.

Voltage	Stroke No.	Voltage	Stroke No.
24V 50Hz	5	12V D.C.	16
42-48V 50Hz	128	24V D.C.	10
110-120V 50Hz	129	24V D.C.	127
220-240V 50Hz	130	42-48V D.C.	157
24V 60Hz	49	110-120V D.C.	158
42-48V 60Hz	133		
110-120V 60Hz	134		
220-240V 60Hz	135		

The terminal box can be re-positioned at 180°. The operating temperature is +5°C to +50°C. The coils are continuously rated (+50°C maximum ambient temperature).

Solenoid indicator terminal boxes are available on request. Refer to leaflet B76 page 12.

A special low wattage solenoid, -/127, suitable for 24V D.C. supplies and intended for use with electronic controllers is available at extra cost. Details from Martonair Technical Sales.

Voltage Tolerance

Refer to leaflet B76 page 22.

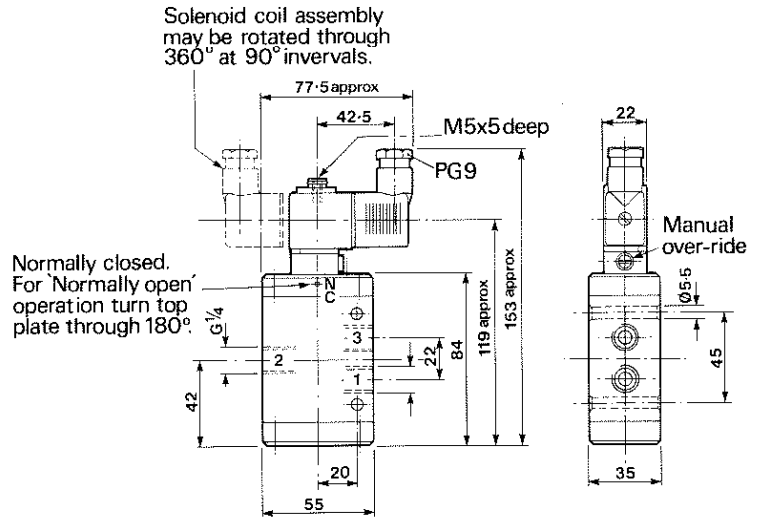
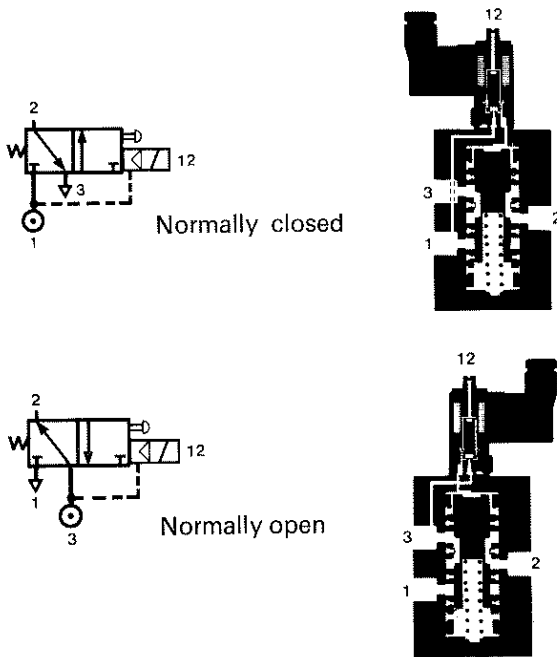
Nominal Power Consumption

A.C. models
 Inrush 15 V.A.
 Hold-on 8 V.A. (7 watts)
 D.C. models 7 watts
 1.8 watts- /127

Typical Response Times (Dead Times)

M/20132/122/- on 15 milliseconds
 off 30 milliseconds

Protection classification IP65 to DIN40050



M/20132/122

Solenoid pilot actuated, spring return

Operating pressure: 2.5 - 10 bar