

84740/84750

2/2-way seat valves



- > Port size: DN 15 ... 25, 1/2 ... 1 (ISO G/NPT)
- > Suitable for vacuum up to max. 90%
- > Optical position indicator is standard
- > Reversed flow direction optional
- > Damped closing (Valves closes against flow direction)
- > High flow rate
- > Suitable for contaminated flow fluid
- > Option pressure actuated by external liquid fluid

Technical features

Medium:

Aggressive gases and liquids

Pilot fluid:

Neutral gases max. +60°C (+140°F)

Switching function:

Normally closed

Operation:

Pressure actuated by external fluid

Mounting position:

Optional

Flow direction:

Determined

Port size:

G1/2, G3/4, G1, 1/2 NPT, 3/4 NPT, 1 NPT

Pilot connection:

G1/4 or 1/4 NPT

Operating pressure:

See table

Pilot pressure:

3,5 ... 10 bar (51 ... 145 psi)

Fluid temperature:

-10 ... +180°C (+14 ... +356°F)

Ambient temperature:

-10 ... +60°C (+32 ... +140°F)

Material:
Process fluid characteristics:

Body: Stainless steel

Seat seal: PTFE

Internal parts: Stainless steel

Spindle sealing: PTFE / FPM; self-adjustable

Pilot fluid characteristics:

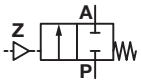
Body: Polyamid 66 with

glass fibre 30%

Seat Seals: NBR

Internal parts: Brass, Stainless steel

Technical data – standard models

Symbol	Port size	Orifice (mm)	Flow kv value *1) (m³/h)	Operating pressure *2) (bar)	(psi)	Weight *3) (kg)	Model *3)
	G1/2	15	4,8	0 ... 16	0 ... 232	1,3	8474200.0000.00000
	1/2 NPT	15	4,8	0 ... 16	0 ... 232	1,3	8475200.0000.00000
	G3/4	20	10	0 ... 8	0 ... 116	1,4	8474300.0000.00000
	3/4 NPT	20	10	0 ... 8	0 ... 116	1,4	8475300.0000.00000
	G1	25	14	0 ... 5	0 ... 72	1,7	8474400.0000.00000
	1 NPT	25	14	0 ... 5	0 ... 72	1,7	8475400.0000.00000

*1) Cv-value (US) = kv value x 1,2

*2) For gases and liquid fluids up to 600 mm²/s (cSt)

*3) Without pilot valve

Option selector
847★★★★.0000.00000

Thread form	Substitute
ISO G	4
NPT	5
Port size	Substitute
1/2"	2
3/4"	3
1"	4

Further options (Valves)	Substitute
Normally open (NO), closes with pilot pressure and opens with spring force (pilot pressure 1 ... 10 bar) (14 ... 145 psi)	01
Double acting, 4/2 or 5/2-way-pilot-valve required	08
Electrical position indicator with 2 micro-switches protection class IP65	23
NAMUR interface plate	50

Notes
for 3/2-way pilot valve 84660 / 84680

Material	Body Aluminium
Pilot fluid temperature	max. +60°C (+140°F)
Pilot pressure	1 ... 10 bar (14 ... 145 psi)
Standard voltages	24 V d.c., 24 V a.c., 230 V a.c.

Electrical Data
for 3/2-way pilot valve 84660 / 84680

Design acc. to	DIN VDE 0580
Voltage range	±10%
Duty cycle	100% ED
Protection class	EN 60529 IP65 with mounted socket
Socket	Form A acc. to DIN EN 175301-803 (included)
Technical data	See publication N/en 5.8.640

Further versions on request!

Notes
for 3/2-way pilot valve 97100 hole pattern NAMUR

Material	Body Aluminium elox
Pilot fluid temperature	-10 ... +50°C (+14 ... +122°F)
Pilot pressure	2 ... 8 bar (29 ... 116 psi)
Standard voltages	24 V d.c., 24 V a.c., 230 V a.c.

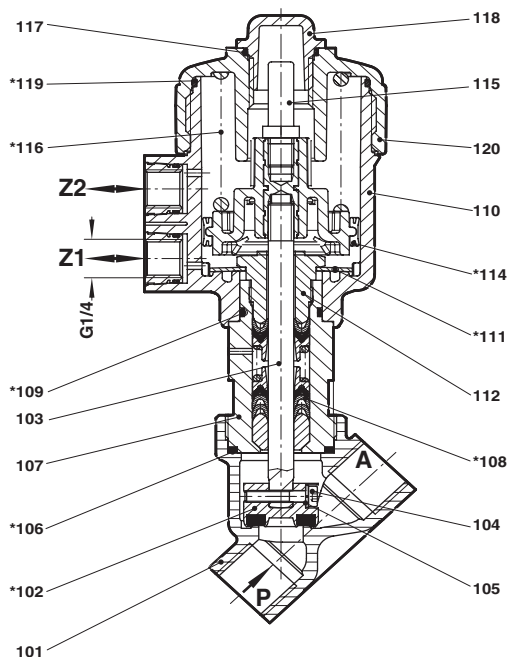
Electrical Data
for 3/2-way pilot valve 97100 hole pattern NAMUR

Design acc. to	DIN VDE 0580
Voltage range	±10%
Duty cycle	100% ED
Protection class	EN 60529 IP65 with mounted socket
Socket	Form A acc. to DIN EN 175301-803 (included)
Technical data	See publication N/en 5.4.372

Mounting accessories (NAMUR)

Interface plate NAMUR hole pattern for retrofit (Part-Number 1256566) consist of:

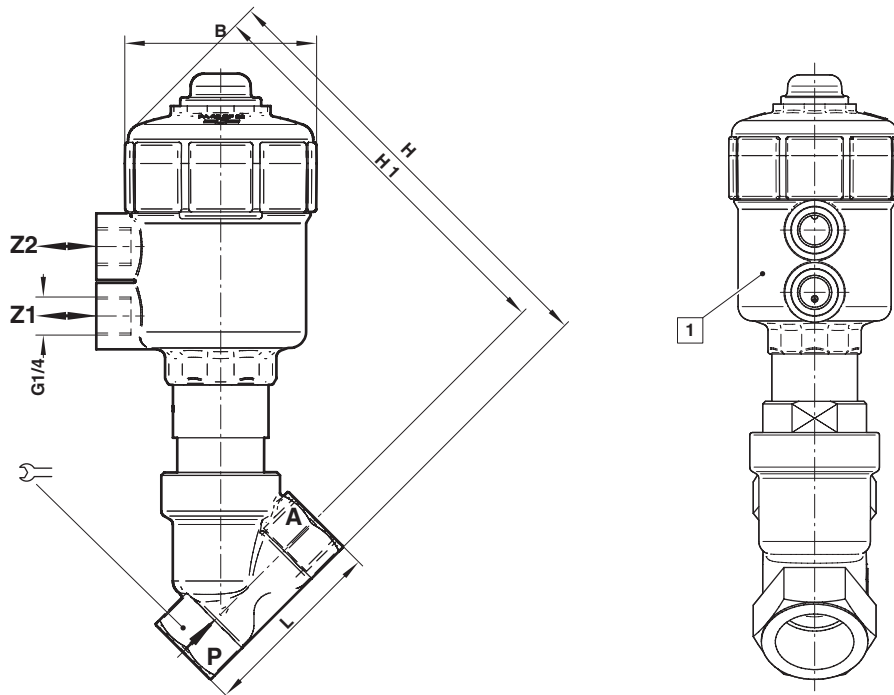
1x NAMUR-interface plate; 2x Adapter screw; 2x O-ring

Section View
G1/2 ... 1
1/2 ... 1 NPT



No.	Description
101	Valve body
*102	Valve plate
103	Valve spindle, complete
104	Allen head screw
105	Spring washer
*106	Gasket
107	Screw piece
*108	Spindle sealing
*109	O-ring
110	Bottom of control head housing
*111	Cup spring
112	Screw piece
*114	Piston seal
115	Signal pin
*116	Pressure spring
117	O-ring
118	End cap
*119	O-ring
120	Control head housing cover

* These individual parts form a complete wearing unit. When ordering spare parts please state Model No. and Series No.

Dimensions
G1/2 ... 1
1/2 ... 1 NPT

 Dimensions in mm
 Projection/First angle


1 Actuator may be rotated 360°

Port size	B	H	H1	L		Model
G1/2	66	154	140,5	65	27	8474200.0000.00000
1/2 NPT	66	154	140,5	65	27	8475200.0000.00000
G3/4	66	160	144,5	75	32	8474300.0000.00000
3/4 NPT	66	160	144,5	75	32	8475300.0000.00000
G1	66	171	150,5	90	41	8474400.0000.00000
1 NPT	66	171	150,5	90	41	8475400.0000.00000

Note to Pressure Equipment Directive (PED):

The valves of this series up to and including DN 25 (G1) are according to Art. 4 § 3 of the Pressure Equipment Directive (PED) 2014/68/EU. This means interpretation and production are in accordance to engineers practice wellknown in the member countries. The CE-sign at the valve does not refer to the PED. Thus the declaration of conformity is not longer applicable for this directive.

For valves > DN 25 (G1) Art. 4 § (1) Letter d) applies:

The basic requirements of the Enclosure I of the PED must be fulfilled. The CE-sign at the valve includes the PED. A certificate of conformity of this directive will be available on request.

Note to Electromagnetic Compatibility Guideline (EEC):

The valves shall be provided with an electrical circuit which ensures the limits of the harmonised standards EN 61000-6-3 and EN 61000-6-1 are observed, and hence the requirements of the Electromagnetic Compatibility Guideline (2014/30/EU) satisfied.

Note to EAC marking:

The EAC-marked products comply with the applicable requirements stated in the technical regulations of the Eurasian Economic Union.