

**EXCELON® 74**  
**Solenoid Operated Valve with Lockout Feature**  
**Unthreaded Ports, 1/2" Basic Size**

- **Modular installation only**
- **High-flow, 3-port/2-position, normally closed**
- **Manually operated lockout slide can be locked in the closed position with a customer supplied padlock.**
- **Coloured yellow for easy identification as a lockout valve**
- **Cushioned poppets for long life**


**Technical Data**

Fluid: Filtered and lubricated compressed air

Main valve inlet pressure range: 2 to 10 bar (30 to 150 psig)

Temperature range\*: -30° to +55°C (-20° to +130°F)

\* Air supply must be dry enough to avoid ice formation at temperatures below +2°C (+35°F).

Average flow factor (Cv):

In-out ports: 3,2

Out-exhaust ports: 5,3

Response times (elapsed time from solenoid energized to an increase in the main valve pressure): 11 ms at 6,3 bar (90 psig) inlet pressure

Maximum diameter of customer supplied padlock shackle: 8 mm (5/16")

Exhaust port: 1/2 PTF, ISO G, or ISO Rc

Solenoid operator specifications:

Voltage and power requirements:

Voltage	Standard Coil	Low Watt Coil
6Vdc	—	2W
12Vdc	7,5W	2W
24Vdc	7,5W	3,5W
24V 50/60Hz	7,5W	3,5W
110/120V 50/60Hz	7,5W	3,5W
220/240V 50/60Hz	7,5W	—

Duty: Continuous at 90% to 110% of rated voltage.

Coil Type: Molded with three pin plug-in connector.

Enclosure Classification: NEMA 1, NEMA 4 and IP 65.

Connector Plug: Cable grip for cables 6 to 8 mm (1/4" to 5/16") diameter. Electrical connectors conform to *Industry Standard Form B for Three-Pin Electrical Plug Connectors, 11 mm spacing.*

Override: Manual, non-locking

**Materials:**

Body: Zinc

Pistons, poppets: Aluminum

Elastomers: Nitrile

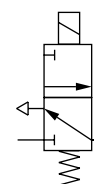
Operator housing: PPS plastic

Operator base: Aluminum

Plunger, spring: Stainless steel

**Ordering Information**

See *Ordering Information* on the following pages.

**ISO Symbol**


3-Port/2-Position  
Normally Closed



## P74 Solenoid Valve with Lockout

**Ordering Information.** Models listed include ISO G exhaust port threads, non-locking override, 110/120Vac coil, and cable


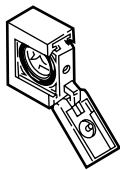
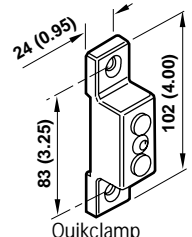
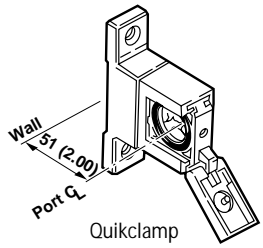
Installation Type	3 Port/2 Position Normally Closed	Weight kg (lb)
Modular*	P74C-NGD-PJA	0,92 (2.03)

\* Valve ports are unthreaded. To install in air line use Quikclamp™ and Quikclamp pipe adapters or connect to other Excelon 74 units.

### Alternative Models

		P 7 4 ★ - ★ ★ ★ - ★ ★ ★		Connector		Substitute	
Type	Substitute			Cable grip			A
3-port/2-position, NC	C			Cable grip with indicator lights and surge protection. Use only with A, F, J and P coils.			B
				No connector			N
Main Port Threads	Substitute			Solenoid Operator		Substitute	
No threaded ports	N			Coil Voltage		Standard Low Watt	
				6 Vdc		— D	
Exhaust Port Threads	Substitute			12 Vdc		Q E	
PTF	A			24 Vdc		P F	
ISO Rc	B			24 Vac		L C	
ISO G	G			110/120 Vac		J A	
Operator	Substitute			220/240 Vac		K —	
Solenoid, internal air pilot with lockout slide	D			No coil		Y Z	
				No solenoid operator		N N	
Solenoid Operator Override	Substitute						
Non-locking, push button	P						

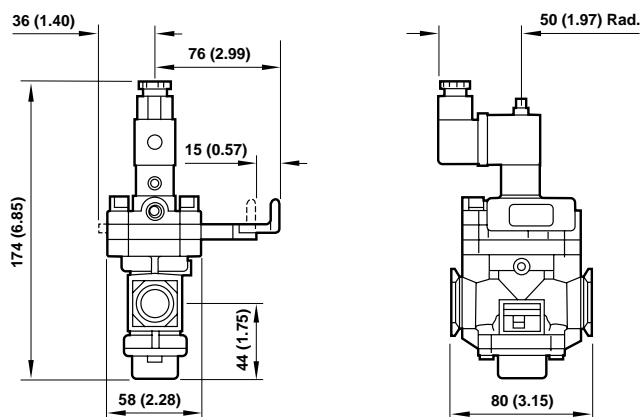
### Accessories

 <p>Quikmount Pipe Adapters (each kit contains one adapter) **</p> <table border="1"> <thead> <tr> <th>Size</th> <th>PTF Threads</th> <th>ISO Rc Threads</th> <th>ISO G Threads</th> </tr> </thead> <tbody> <tr> <td>1/4"</td> <td>4315-01</td> <td>4315-05</td> <td>4315-09</td> </tr> <tr> <td>3/8"</td> <td>4315-01</td> <td>4315-06</td> <td>4315-10</td> </tr> <tr> <td>1/2"</td> <td>4315-03</td> <td>4315-07</td> <td>4315-11</td> </tr> <tr> <td>3/4"</td> <td>4315-04</td> <td>4315-08</td> <td>4315-12</td> </tr> </tbody> </table>				Size	PTF Threads	ISO Rc Threads	ISO G Threads	1/4"	4315-01	4315-05	4315-09	3/8"	4315-01	4315-06	4315-10	1/2"	4315-03	4315-07	4315-11	3/4"	4315-04	4315-08	4315-12	 <p>Quikclamp †</p> <p>4314-51</p>		 <p>Quikclamp Wall Mounting Bracket</p> <p>4313-50</p>		 <p>Quikclamp and Wall Mounting Bracket</p> <p>4314-52</p>	
Size	PTF Threads	ISO Rc Threads	ISO G Threads																										
1/4"	4315-01	4315-05	4315-09																										
3/8"	4315-01	4315-06	4315-10																										
1/2"	4315-03	4315-07	4315-11																										
3/4"	4315-04	4315-08	4315-12																										

\*\* Each pipe adapter adds 18 mm (0.71") to the overall length of a valve.

† Each Quikclamp adds 13,6 mm (0.54") to the overall length of a valve.

### Dimensions mm (inches)



### Service Kit

Item	Type	Part Number
Service kit	Seal & Gasket	53474-40
Quikclamp service kit	2 o-rings	4384-770

Service kit includes all o-rings, lockout slide spring, head gasket and seals.

### Warning

These products are intended for use in industrial compressed air systems only. Do not use these products where pressures and temperatures can exceed those listed under "Technical Data".

Before using these products with fluids other than those specified, for non-industrial applications, life-support systems, or other applications not within published specifications, consult Norgren.

Through misuse, age, or malfunction, components used in fluid power systems can fail in various modes. The system designer is warned to consider the failure modes of all component parts used in fluid power systems and to provide adequate safeguards to prevent personal injury or damage to equipment in the event of such failure.

**System designers must provide a warning to end users in the system instructional manual if protection against a failure mode cannot be adequately provided.**

System designers and end users are cautioned to review specific warnings found in instruction sheets packed and shipped with these products.

Water vapor will pass through these units and will condense into liquid if air temperature drops in the downstream system. Install an air dryer if water condensation could have a detrimental effect on the application.