

- Fully programmable pressure regulation up to 8 bar
- Can be used with any standard industrial PLC
- Rapid acting - 8 bar step change in one second
- Tough, accurate and reliable


**Technical Data**
**Supply:**

Clean dry air (filtered to 5 $\mu$  non-condensing, oil free).  
Up to 10 bar

**Output:**

0-8 bar (user adjustable down to 0-4 bar).  
At zero control signal, < 0.05 bar.

**Electrical supply:**

Nominal 24v dc, limits 15 -30 v dc. Max current 100 mA.

**Control signal:**

4-20 mA; 250 $\Omega$  0 - 5v; 10k $\Omega$  0 - 10v; 10k $\Omega$

**Connections:**

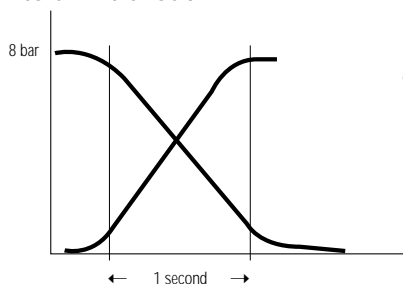
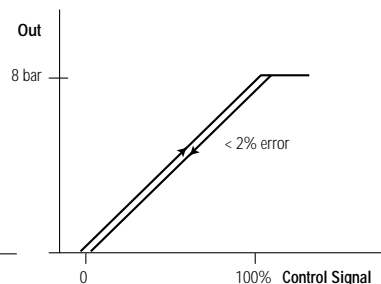
3 wire connection, 1. 24V dc supply 2. Control Signal  
3. Common

**Air Flow:**

Consumption <5 l/m Capacity > 600l/min forward at 4 bar  
300 l/min relief at 4 bar

**Operating Temperature Range:**

-10 to +60°C.

**Response time  
into a 1 litre load**

**Accuracy**

**Ordering Information**

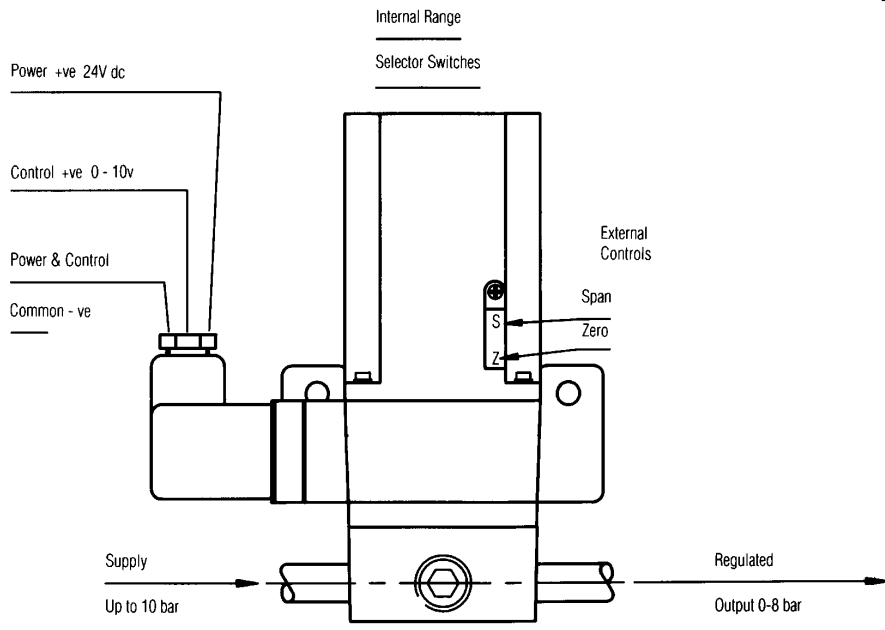
The standard stock range is: 0-8 bar, 0-10V., G1/4. Customer calibration to other ranges and control signals is a simple adjustment. Alternative versions available ex-works are as follows:-

Range:	0-8 bar	
Port:	G <sup>1</sup> / <sub>4</sub>	G <sup>3</sup> / <sub>8</sub>
Control Signal:		
0-10V	R26-200-RNLG	R26-300-RNLG
0-5V	R26-201-RNLG	R26-301-RNLG
4-20mA	R26-202-RNLG	R26-302-RNLG



### Operation

The operational requirements are as indicated:-



### Installation

#### Construction

**Enclosure:** Case manufactured from zinc and reinforced plastic, finished with a black epoxy paint finish. Environmental protection rating IP65

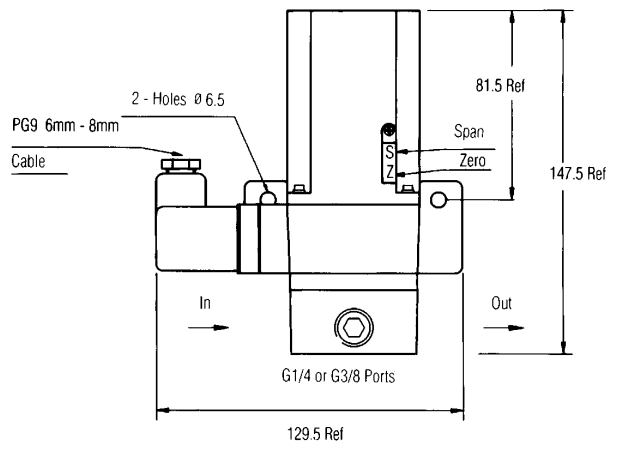
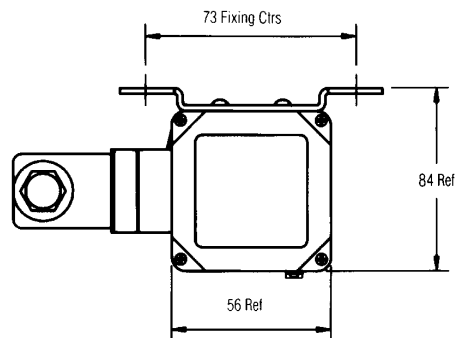
**Mounting:** The Pneu-Stat can be mounted in any orientation, a mounting bracket is provided.

**Pneumatic connections:** G1/4, G3/8 Front and rear facing Ports G1/4

**Electrical connections:** 30 mm square connector to DIN 43650. Orientable in four ways at 90°. Mating connector supplied.

**Controls:** Span and zero - external Range select switches - internal

**Weight:** 800g.



### Warning

These products are intended for use in industrial compressed air systems only. Do not use these products where pressures and temperatures can exceed those listed under 'Technical Data'. Before using these products with fluids other than those specified, for non-industrial applications, life-support systems, or other applications not within published specifications, consult NORGREN. Through misuse, age, or malfunction, components used in fluid power systems can fail in various modes. The system designer is warned to consider the failure modes of all component parts used in fluid power systems and to provide adequate safeguards to prevent personal injury or damage to equipment in the event of such failure. **System designers must provide a warning to end users in the system instructional manual if protection against a failure mode cannot be adequately provided.** System designers and end users are cautioned to review specific warnings found in instruction sheets packed and shipped with these products.