


- **Low cost items for neat and secure fixing of tubing**
- **Metallic clips are strong and resilient**
- **Nylon ties available in releasable or permanent locking types**

**Technical Data**

Tubing Ties

Operating Temperature:
-50°C* to +85°C

Minimum Tensile Strength:
13.61 kg - locking type
27.21 kg - releasable type

Manufacturing Specification:
to American Military Specification 23190 - Drawing No. 3367

Materials

Tubing Ties and Mountings - Nylon Type 66, natural colour
Tubing Clips - Zinc plated mild steel

Tubing Ties –

Releasable:

50, 81 mm maximum bundle diameter

Lockable:

35, 50, 75 mm maximum bundle diameter

Tubing Clips–

Single sided:

4, 5, 6, 8, 10, 12, 16, 22, 28 mm O/D tube
 $\frac{3}{16}$, $\frac{1}{4}$, $\frac{5}{16}$, $\frac{3}{8}$, $\frac{1}{2}$, $\frac{5}{8}$, $\frac{3}{4}$ O/D tube

Double sided:

16, 22, 28 mm O/D tube
 $\frac{5}{8}$, $\frac{3}{4}$ O/D tube

Tubing Channels–

Acommodate 5, 6, 8 and 12mm O/D tube

Ordering Information

To order, quote appropriate product number from the tables on the following pages.



Nylon Tube Ties

Releasable ties



Product number	Length	Width	Maximum Bundle ø
34 0380 11	200	4,7	50
34 0380 12	300	4,7	81

Remain securely locked until intentionally released by operating finger catch.

Nylon Tube Ties

Lockable ties

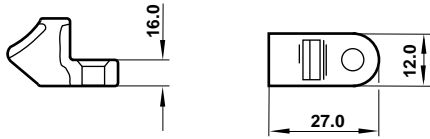


Product number	Length	Width	Maximum Bundle ø
34 0380 01	150	3,5	35
34 0380 02	200	3,5	50
34 0380 03	300	3,5	75

Non-return cam action provides permanent fixing.

Nylon Tube Tie Mountings

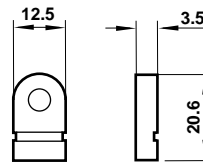
Mounting cradle



Product Number: 34 0380 21

Very neat fixing: body of cradle encapsulates head of tie. Fixing hole for M6 bolt.

Mounting Base

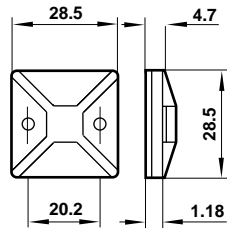


Product Number: 34 0380 22

For use where space is restricted. Tie is slipped through slot in mounting. Fixing hole for M5 bolt.

Mounting Base

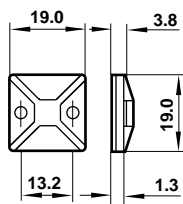
For releasable ties



Product Number: 34 0380 24

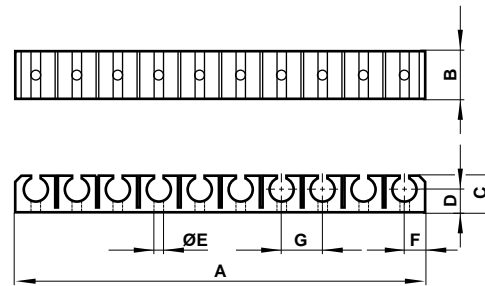
Tie can be inserted from any of 4 sides. Fixing adhesive backing. Both bases have additional fixing holes for use as required.

For locking ties



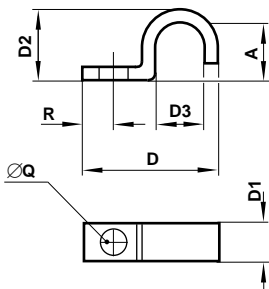
Product Number: 34 0380 23

Tubing Channels



Product number	No. of channels	A	B	C	D	E Ø	F	G
100HA0500	10	96,0	13,5	9,0	6,0	2,5	4,3	9,7
100HA0600	10	105,0	13,5	9,0	5,5	3,0	5,2	10,5
100HA0800	10	135,0	15,5	12,0	7,5	3,0	6,8	13,5
100H61200	6	118,0	17,5	16,5	10,0	3,4	10,5	

Tubing Clips - single sided



Metric - single tube

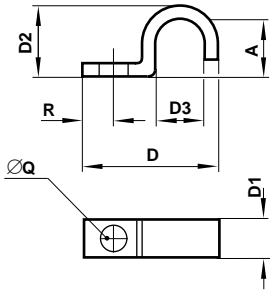
Product number tube	A O/D	D	D1	D2	D3	Q	R
34 0218 02	4	20,3	12,7	5,3	4,2	5,1	6,4
34 0218 03	5	20,3	12,7	6,1	5,0	5,1	6,4
34 0218 04	6	21,8	12,7	7,6	6,6	5,1	6,4
34 0218 05	8	23,4	12,7	9,4	8,2	5,1	6,4
34 0218 06	10	24,4	12,7	10,5	9,7	5,1	6,4
34 0218 07	12	27,9	12,7	13,7	13,0	5,1	6,4
34 0215 08	16	34,3	19,1	16,0	15,8	7,1	7,1
36 0001 10	22	44,2	19,1	22,7	22,2	7,1	7,1
34 0215 11	28	51,6	19,1	28,6	28,6	7,1	7,1

Inch - single tube

Product number	A O/D tube	D	D1	D2	D3	Q	R
34 0218 03	3/16"	0,80"	0,5"	0,24"	0,20"	0,20"	0,25"
34 0218 04	1/4"	0,86"	0,5"	0,30"	0,26"	0,20"	0,25"
34 0218 05	5/16"	0,92"	0,5"	0,37"	0,32"	0,20"	0,25"
34 0218 06	3/8"	0,96"	0,5"	0,41"	0,38"	0,20"	0,25"
34 0218 07	1/2"	1,10"	0,5"	0,54"	0,51"	0,20"	0,25"
34 0215 08	5/8"	1,35"	0,75"	0,63"	0,62"	0,28"	0,28"
34 0215 09	3/4"	1,53"	0,75"	0,75"	0,75"	0,28"	0,28"



Tubing Clips - single sided



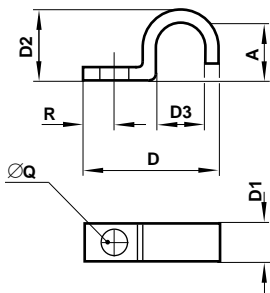
Metric - double tube

Product number tube	A O/D	D	D1	D2	D3	Q	R
34 0219 02	4	25,6	12,7	5,3	8,2	5,1	6,4
34 0219 03	5	27,9	12,7	6,1	9,7	5,1	6,4
34 0219 04	6	32,0	12,7	7,6	13,0	5,1	6,4
34 0219 05	8	36,0	12,7	9,4	16,1	5,1	6,4
34 0219 06	10	39,9	12,7	10,5	19,3	5,1	6,4
34 0219 07	12	48,0	12,7	12,7	25,6	5,1	6,4

Inch - double tube

Product number	A O/D tube	D	D1	D2	D3	Q	R
34 0219 03	3/16"	1,10"	0,5"	0,24"	0,38"	0,20"	0,25"
34 0219 04	1/4"	1,26"	0,5"	0,30"	0,51"	0,20"	0,25"
34 0219 05	5/16"	1,42"	0,5"	0,37"	0,63"	0,20"	0,25"
34 0219 06	3/8"	1,57"	0,5"	0,41"	0,76"	0,20"	0,25"
34 0219 07	1/2"	1,89"	0,5"	0,54"	1,01"	0,20"	0,25"

Tubing Clips - single sided



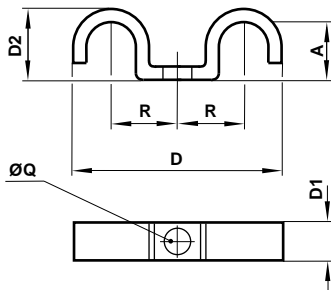
Metric - triple tube

Product number tube	A O/D	D	D1	D2	D3	Q	R
34 0220 02	4	29,6	12,7	5,3	12,1	5,1	6,4
34 0220 03	5	32,0	12,7	6,1	14,5	5,1	6,4
34 0220 04	6	40,0	12,7	7,6	19,3	5,1	6,4
34 0220 05	8	47,9	12,7	9,4	24,0	5,1	6,4
34 0220 06	10	55,6	12,7	10,4	28,8	5,1	6,4
34 0220 07	12	60,6	12,7	13,7	38,4	5,1	6,4

Inch - triple tube

Product number	A O/D tube	D	D1	D2	D3	Q	R
34 0220 03	3/16"	1,26"	0,5"	0,24"	0,57"	0,20"	0,25"
34 0220 04	1/4"	1,57"	0,5"	0,30"	0,76"	0,20"	0,25"
34 0220 05	5/16"	1,88"	0,5"	0,37"	0,95"	0,20"	0,25"
34 0220 06	3/8"	2,20"	0,5"	0,41"	1,13"	0,20"	0,25"
34 0220 07	1/2"	2,39"	0,5"	0,54"	1,51"	0,20"	0,25"

Tubing Clips - double sided



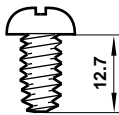
Metric

Product number	A O/D tube	D	D1	D2	D3	Q	R
34 0216 08	16	57,2	19,1	16,0	7,1	19,1	
36 0003 10	22	76,3	19,1	22,7	7,1	22,2	
34 0216 11	28	89,0	19,1	28,6	7,1	28,6	

Inch

Product number	A O/D tube	D	D1	D2	D3	Q	R
34 0216 08	3/8"	2,25"	0,75"	0,63"	0,28"	0,75"	
34 0216 09	3/4"	2,63"	0,75"	0,75"	0,28"	0,875"	

Self-tapping screw



Product number	Pack	Drilling required
48 0034 24	200	Cast iron - 4,5mm dia. drill Solid metal - 4,4mm dia. drill Sheet metal - 4mm dia. drill

This screw is suitable for clips on tubes up to and including 1/2" O/D and 12mm O/D. For larger sizes use a 1/4" or 6mm bolt.

Warning

These products are intended for use in industrial compressed air systems only. Do not use these products where pressures and temperatures can exceed those listed under 'Technical Data'.

Before using these products with fluids other than those specified, for non-industrial applications, life-support systems, or other applications not within published specifications, consult Norgren.

Through misuse, age, or malfunction, components used in fluid power systems can fail in various modes. The system designer is warned to consider the failure modes of all component parts used in fluid power systems and to provide adequate safeguards to prevent personal injury or damage to equipment in the event of such failure.

System designers must provide a warning to end users in the system instructional manual if protection against a failure mode cannot be adequately provided.

System designers and end users are cautioned to review specific warnings found in instruction sheets packed and shipped with these products where applicable.