

- 1 **Wide range of types and sizes**
- 1 **Rugged and durable**
- 1 **Suitable for use under extreme conditions of pressure and temperature**
- 1 **Ideal for most general industrial applications**



Technical Data

Medium:

Compressed air*.

*Consult our technical service for use with other fluids.

Operating Pressure:

The maximum working pressure is limited by the type of tubing being used.

Operating Temperature:

The maximum working temperature is limited by the type of tubing being used.

Tube Sizes:

$\frac{3}{16}$ ", $\frac{1}{4}$ ", $\frac{5}{16}$ ", $\frac{3}{8}$ ", $\frac{1}{2}$ ", $\frac{5}{8}$ ", $\frac{3}{4}$ " O/D.

Tubing:

Nylon 11 or 12 and other plasticised or unplasticised tubing which conforms to the tolerances specified in BS 5409: Part 1 1976.

Copper, annealed and half-hard to BS 2871: Part 2.

Double wall brazed steel tube.

Materials

Brass to BS 2874: 1986 (CZ121) for tubing nut, sleeve and body manufactured from bar, brass to BS 2872: 1969 (CZ122) for body manufactured from stamping. Banjo bolts have a bright nickel plated finish.

Ordering Information


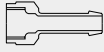
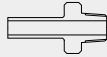















To order, quote appropriate product number from the tables on the following pages.














Compression Fittings Inch















Straight Connectors and Adaptors

STEM TAILPIECE ADAPTOR Tube stem to hose 34 0056  Page 9.6.001.06	FEMALE TAILPIECE ADAPTOR Tube to hose 34 0322  Page 9.6.001.06	STRAIGHT STEM ADAPTOR Tube stem to male taper BSP thread 34 0343  Page 9.6.001.06	NIPPLED STEM CONNECTOR Male tube to tube stem 34 0013  Page 9.6.001.07	REDUCING CONNECTOR Female tube to male tube 34 0352  Page 9.6.001.07	BULKHEAD CONNECTOR Female tube 34 0021  Page 9.6.001.07	BULKHEAD ADAPTOR Female parallel BSP thread to female tube 34 0324  Page 9.6.001.08
NIPPLED CONNECTOR Male tube 34 0291  Page 9.6.001.08	UNEQUAL CONNECTOR Female tube to male tube 34 0345  Page 9.6.001.08	STRAIGHT CONNECTOR Female tube 34 0007  Page 9.6.001.08	BRACKETED STRAIGHT CONNECTOR Female tube 34 0009  Page 9.6.001.08	METRIC TO INCH ADAPTOR Male tube to female tube 36 0562  Page 9.6.001.08	NIPPLED ADAPTOR Male tube to male taper BSP thread 34 0350  Page 9.6.001.09	NIPPLED ADAPTOR Male tube to female parallel BSP thread 34 0351  Page 9.6.001.09
STRAIGHT MALE ADAPTOR Female tube to male taper BSP thread 34 0346  Page 9.6.001.09	STRAIGHT MALE ADAPTOR (NPTF) Female tube to male NPTF thread 34 0347  Page 9.6.001.09	STRAIGHT MALE ADAPTOR Female tube to male parallel BSP thread 34 0348  Page 9.6.001.10	STRAIGHT ADAPTOR Female tube to female parallel BSP thread 34 0344  Page 9.6.001.10			

Elbow Connectors and Adaptors



UNIVERSAL STEM ELBOW Tube stem 34 0292  Page 9.6.001.10	STEM ELBOW CONNECTOR Female tube to tube stem 34 0057  Page 9.6.001.10	ELBOW CONNECTOR Female tube 34 0060  Page 9.6.001.11	BRACKETED ELBOW CONNECTOR Female tube 34 0064  Page 9.6.001.11	FEMALE ELBOW ADAPTOR Female tube to female parallel BSP thread 34 0328  Page 9.6.001.11	MALE ELBOW ADAPTOR Female tube to male taper BSP thread 34 0330  Page 9.6.001.12	MALE ELBOW ADAPTOR Female tube to male NPTF thread 36 0331  Page 9.6.001.13
MALE ELBOW ADAPTOR Female tube to male NPTF thread 34 0331  Page 9.6.001.12	HOBBS ELBOW ADAPTOR Female tube to male parallel BSP thread 34 0338  Page 9.6.001.17					

Tee, 'Y' and Four Way Connectors and Adaptors













STEM TEE CONNECTOR Female tube to tube stem 34 0342  Page 9.6.001.12	STEM TEE CONNECTOR Female tube to tube stem 34 0339  Page 9.6.001.12	90° STEM TEE CONNECTOR Female tube to tube stem 34 0340  Page 9.6.001.13	SIDE STEM TEE CONNECTOR Female tube to tube stem 34 0341  Page 9.6.001.13	TEE CONNECTOR Female tube 34 0290  Page 9.6.001.13	BRACKETED TEE CONNECTOR Female tube 34 0293  Page 9.6.001.13	FEMALE TEE ADAPTOR Female tube to female BSP thread 34 0335  Page 9.6.001.14
SIDE TEE ADAPTOR Female tube to female parallel BSP thread 34 0337  Page 9.6.001.14	MALE TEE ADAPTOR Female tube to male taper BSP thread 34 0334  Page 9.6.001.14	MALE SIDE TEE ADAPTOR Female tube to male taper BSP thread 34 0336  Page 9.6.001.14	'Y' CONNECTOR Female tube 34 0127  Page 9.6.001.15	BRACKETED 'Y' CONNECTOR Female tube 34 0127  Page 9.6.001.15	FOUR WAY CONNECTOR Female tube 34 0131  Page 9.6.001.15	FOUR WAY STEM CONNECTOR Female tube to tube stem 34 0134  Page 9.6.001.15



Manifolds

<p>SINGLE SIDED MANIFOLD 34 0015</p>  <p>Page 9.6.001.16</p>	<p>DOUBLE SIDED MANIFOLD 34 0304</p>  <p>Page 9.6.001.16</p>					
--	--	--	--	--	--	--

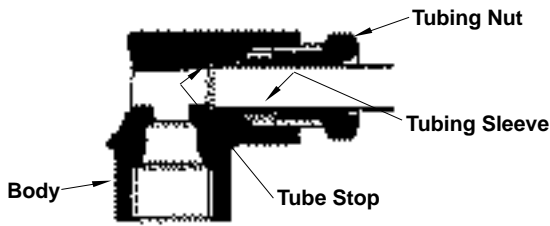
Accessories

<p>FORM CUTTER 39 0500</p>  <p>Page 9.6.001.06</p>	<p>TAP 39 0501</p>  <p>Page 9.6.001.06</p>	<p>TUBING PLUG Male tube thread 34 0038</p>  <p>Page 9.6.001.06</p>	<p>BULKHEAD LOCKNUT 34 0520</p>  <p>Page 9.6.001.07</p>	<p>HOBBS CONED LOCKNUT Female parallel BSP thread 34 0155</p>  <p>Page 9.6.001.17</p>	<p>HOBBS SEAL Female tube 34 0156</p>  <p>Page 9.6.001.17</p>	<p>SEALING WASHERS For use with banjo fitting 48 0314</p>  <p>Page 9.6.001.18</p>
<p>UNIVERSAL TUBING SLEEVE 34 0278</p>  <p>Page 9.6.001.18</p>	<p>TUBING SLEEVE 34 0003</p>  <p>Page 9.6.001.18</p>	<p>TUBING NUT 34 0279</p>  <p>Page 9.6.001.18</p>	<p>FOLDED COPPER WASHER 48 0213</p>  <p>Page 9.6.001.18</p>	<p>BONDED WASHER 48 0215</p>  <p>Page 9.6.001.18</p>		

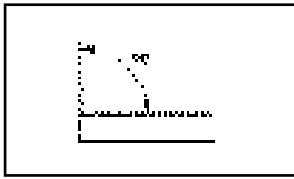


Compression Fittings Inch

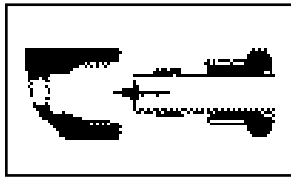
Assembly Details



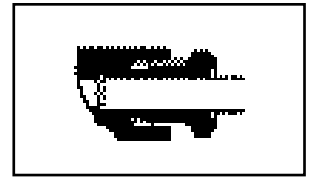
Method of Assembly



1. Ensure that the tube is cut square and is free from fraze.



2. Place the tubing nut and sleeve on the tube and push the tube into the fitting until it bottoms on the tube stop.

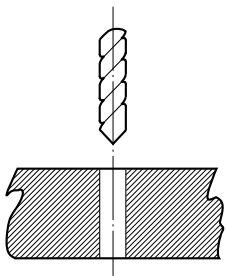


3. Holding the tube firmly in contact with the tube stop screw the tubing nut down finger tight and then tighten a further 1-13/4 full turns. Slacken off the assembly and then pinch down again.

The method of preparation and assembly described will ensure leak-proof joints over a wide pressure range, depending upon the size and type of tubing being used. Failure to follow this guide, or over-tightening at any joint, will only lead to damage of the fittings or an unsatisfactory seal.

Instructions For Machining

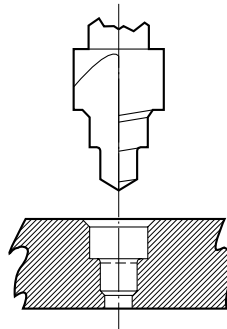
Where for some reason, such as saving overall space, it is desired to dispense with the male adaptor and fit a tube, complete with its associated nut and sleeve, direct into a casting, this may be done as illustrated below, by machining the correct form and thread with the appropriate size of form cutter and tap.



1. DRILL

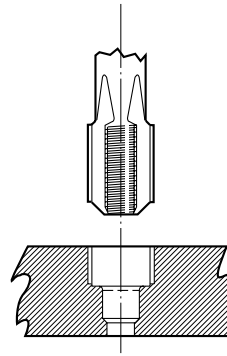
It is difficult to recommend specific drill sizes to suit our range of form cutters and taps without having detailed knowledge of the material to be machined and details of the particular installation.

As a general rule, however, when preparing for an Enots compression assembly, a drill size of 1 mm less in diameter than the tubing size should be used, up to and including 8 mm tube. For larger tubing, a drill of approximately 2 mm less in diameter is recommended.



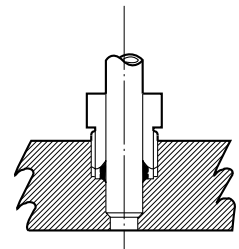
2. FORM

The correct form cutter should be selected from the table overleaf for the outside diameter tubing being used.



3. TAP

The correct size thread tap should be selected from the table overleaf for the outside diameter tubing being used. Owing to the fine pitch of the threads used, only a plug tap is required.



4. ASSEMBLY

The tube, or stem fittings, with appropriate tubing nut and sleeve, can now be assembled into the port.

We can advise on individual problems but we cannot be held responsible for failures due to non-observance of the dimensions and tolerances which we lay down for these compression unions.



Torque Figures

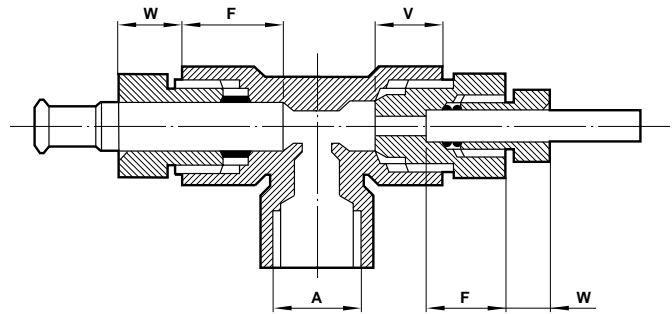
Inch

Recommended torque using 34 0278 00 series sleeves

O.D. tube	Nylon 11 & 12	Half hard copper	Double wall brazed steel
1/8"	60 lbf in	50 lbf in	60 lbf in
1/8"	60 lbf in	80 lbf in	60 lbf in
1/8"	60 lbf in	80 lbf in	80 lbf in
1/8"	70 lbf in	115 lbf in	110 lbf in
1/8"	20 lbf ft	35 lbf ft	25 lbf ft
1/8"	35 lbf ft	35 lbf ft	-
1/8"	35 lbf ft	60 lbf ft	-

Typical Dimensions

Hose stem to tube with reducing connector



O.D. tube	A thread details	F	V	W
3/16"	3/8" x 24 TPI	0,44	0,35	0,26
1/4"	7/16" x 24 TPI	0,50	0,38	0,26
5/16"	1/2" x 24 TPI	0,56	0,42	0,26
3/8"	9/16" x 24 TPI	0,60	0,42	0,28
1/2"	3/4" x 24 TPI	0,66	0,50	0,26
5/8"	7/8" x 20 TPI	0,72	0,58	0,34
3/4"	1,025" x 18 TPI	0,78	0,64	0,40

A = outside diameter tube size and thread details.*

F = tube or stem length inside fitting.

V = nipped connector length inside fitting.

W = projection of tubing nut from compression joint.

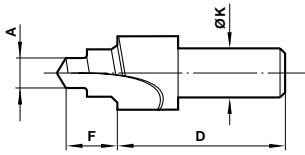
All these dimensions are common to a particular tubing outside diameter size. Refer to later pages in this section for details of individual coupling dimensions. Dimensions V & W will vary with the torque applied so these dimensions are guidance only.

*Note: The 'O/D tube' sizes in the following tables refer to the Enots compression threads listed above.



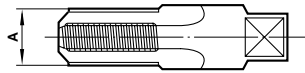
Compression Fittings Inch

Form Cutter



Product number	A O/D tube	D	F	K
39 0038 03	3/16"	2	0,47	0,500
39 0038 04	1/4"	2	0,53	0,500
39 0038 05	5/16"	2	0,59	0,500
39 0038 06	3/8"	2	0,63	0,500
39 0038 07	1/2"	2	0,69	0,500
39 0038 08	5/8"	2	0,75	0,500
39 0038 09	3/4"	2	0,81	0,787

Tap

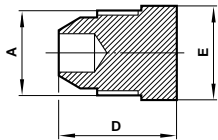


Plug taps only available

Product number	For O/D tube	A thread
39 0039 02	3/16"	3/8" x 24 TPI
39 0039 03	1/4"	7/16" x 24 TPI
39 0039 04	5/16"	1/2" x 24 TPI
39 0039 05	3/8"	9/16" x 24 TPI
39 0039 06	1/2"	3/4" x 24 TPI
39 0039 07	5/8"	7/8" x 24 TPI
39 0039 08	3/4"	1025" x 18 TPI

Tubing Plug

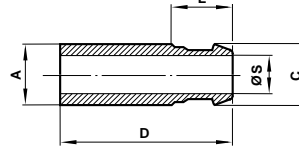
Male O/D tube thread



Product number	A O/D tube	D	F
34 0036 03	3/16"	0,72	0,45
34 0036 04	1/4"	0,73	0,45
34 0036 05	5/16"	0,72	0,53
34 0036 06	3/8"	0,80	0,60
34 0036 07	1/2"	0,97	0,82
34 0036 08	5/8"	1,06	0,92
34 0036 09	3/4"	1,13	1,10

Stem Tailpiece Adaptor

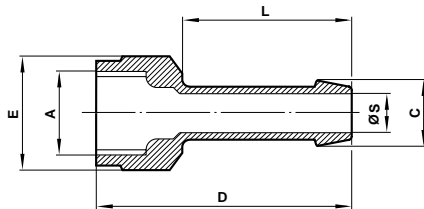
O/D tube stem to hose



Product number	A O/D stem	C hose bore	D	L	S
34 0056 03	3/16"	3/16"	1,69	0,69	0,11
34 0056 04	1/4"	1/4"	1,81	0,69	0,16
34 0056 05	5/16"	5/16"	2,00	0,75	0,22
34 0056 06	3/8"	3/8"	2,13	0,75	0,28
34 0056 07	1/2"	1/2"	2,28	0,78	0,41
34 0056 08	3/4"	3/4"	2,63	0,88	0,63

Female Tailpiece Adaptor

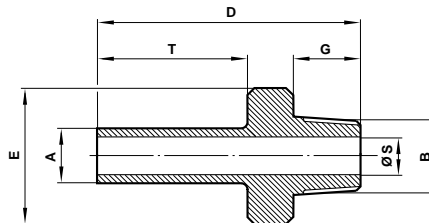
Tube to hose



Product number	A O/D tube	C hose bore	D	E A/F	L	S
34 0322 07	1/2"	1/2"	1,94	0,92	1,06	0,38
34 0322 39	5/16"	1/4"	1,75	0,60	1,00	0,19

Straight Stem Adaptor

O/D tube stem to male taper BSP thread

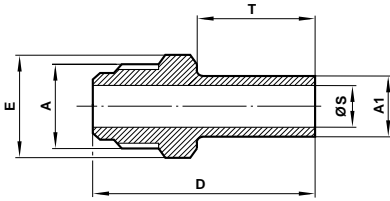


Product number	A O/D stem	B thread BSP	D	E A/F	G	S	T
34 0343 08	3/16"	1/8"	1,50	0,45	0,38	0,11	0,88
34 0343 17	5/16"	1/4"	1,69	0,60	0,44	0,22	0,94
34 0343 27	1/2"	3/8"	2,09	0,71	0,50	0,38	1,25



Nippled Stem Connector

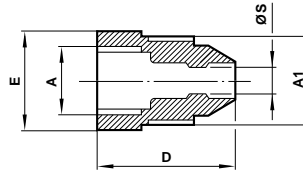
Male O/D tube to O/D tube stem



Product number	A1 O/D stem	A O/D tube	D	E A/F	S	T
34 0013 03	3/16"	3/16"	1,59	0,45	0,11	0,88
34 0013 04	1/4"	1/4"	1,64	0,45	0,13	0,91
34 0013 05	5/16"	5/16"	1,66	0,60	0,22	0,94
34 0013 06	3/8"	3/8"	1,81	0,60	0,25	1,00
34 0013 07	1/2"	1/2"	2,22	0,82	0,38	1,25
34 0013 08	5/8"	5/8"	2,41	0,92	0,47	1,38
34 0013 09	3/4"	3/4"	2,63	1,10	0,59	1,50

Reducing Connector

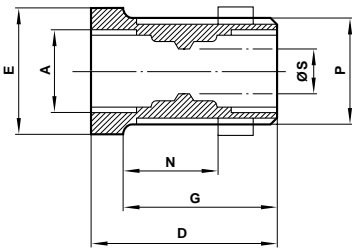
Female O/D tube to male O/D tube



Product number	A1 O/D tube	A O/D tube	D	E A/F	S
34 0352 31	1/4"	3/16"	0,95	0,45	0,13
34 0352 32	5/16"	3/16"	0,72	0,53	0,16
34 0352 33	3/8"	3/16"	0,80	0,60	0,16
34 0352 34	1/2"	3/16"	0,97	0,82	0,16
34 0352 39	5/16"	1/4"	1,00	0,53	0,19
34 0352 40	3/8"	1/4"	0,80	0,60	0,19
34 0352 41	1/2"	1/4"	0,97	0,82	0,19
34 0352 46	3/8"	5/16"	1,09	0,60	0,25
34 0352 47	1/2"	5/16"	0,97	0,82	0,25
34 0352 48	5/8"	5/16"	1,06	0,92	0,25
34 0352 49	3/4"	5/16"	1,13	1,10	0,25
34 0352 52	1/2"	3/8"	0,97	0,82	0,31
34 0352 53	5/8"	3/8"	1,06	0,92	0,31
34 0352 54	3/4"	3/8"	1,13	1,10	0,31
34 0352 57	5/8"	1/2"	1,31	1,01	0,44
34 0352 58	3/4"	1/2"	1,13	1,10	0,44

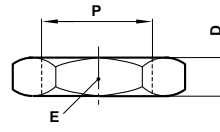
Bulkhead Connector

Female O/D tube



Product number	A O/D tube	D	E A/F	G	N max. bulkhead	P thread BSPP	S	Bulkhead clearance drilling	Locknut number
34 0021 03	3/16"	1,13	0,71	0,88	0,63	1/4"	0,16	0,53	34022302
34 0021 04	1/4"	1,13	0,82	0,88	0,63	3/8"	0,19	0,69	34022303
34 0021 05	5/16"	1,25	0,82	1,00	0,75	3/8"	0,25	0,69	34022303
34 0021 06	3/8"	1,31	0,92	1,06	0,81	1/2"	0,31	0,94	34022304
34 0021 07	1/2"	1,75	1,10	1,50	1,22	3/4"	0,44	1,06	34022306
34 0021 08	5/8"	1,75	1,30	1,50	1,19	7/8"	0,56	1,22	34022307
34 0021 09	3/4"	1,75	1,48	1,38	1,19	1"	0,69	1,34	34022308

Bulkhead Locknut



Product number	P thread	D	E A/F
34 0520 01	M12 x 1,0	5	17
34 0520 03	M15 x 1,0	6	22
34 0520 05	M18 x 1,5	6	24
34 0520 06	M20 x 1,5	7	27
34 0520 07	M24 x 1,5	7	30
34 0520 08	M30 x 1,5	8	41

Minimum Bulkhead thickness 3,0.

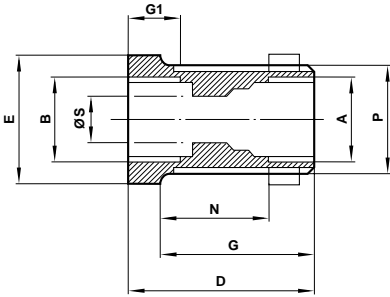
Locknuts should be ordered separately, see next page.



Compression Fittings Inch

Bulkhead Adaptor

Female parallel BSP thread to female O/D tube

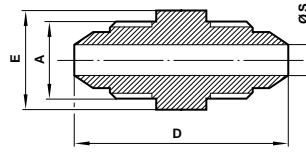


Product number	A O/D tube	B thread	D	E A/F	G	G1	N max bulkhead	P BSP thread	S
34 0324 08	3/16"	1/8"	1"	0,71	0,75	0,30	0,5	1/4"	0,16

Locknut 34022302 should be ordered separately. Minimum Bulkhead thickness 0,13.

Nippled Connector

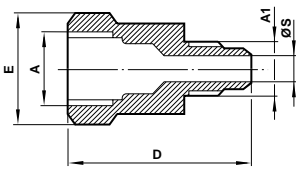
Male O/D tube



Product number	A O/D tube	D	E A/F	S
34 0291 03	3/16"	1,38	0,45	0,11
34 0291 04	1/4"	1,47	0,45	0,13
34 0291 05	5/16"	1,44	0,60	0,22
34 0291 06	3/8"	1,56	0,60	0,25
34 0291 07	1/2"	2,06	0,82	0,38

Unequal Connector

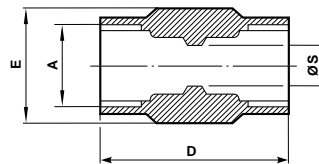
Female O/D tube to male O/D tube



Product number	A1 O/D tube	A O/D tube	D	E A/F	S
34 0345 32	3/16"	5/16"	1,28	0,60	0,11
34 0345 39	1/4"	5/16"	1,28	0,60	0,16
34 0345 46	5/16"	3/8"	1,34	0,71	0,19
34 0345 47	5/16"	1/2"	1,47	0,92	0,19

Straight Connector

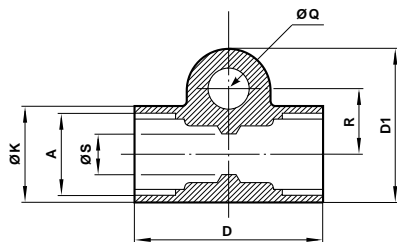
Female O/D tube



Product number	A O/D tube	D	E A/F	S
34 0007 03	3/16"	1,00	0,53	0,16
34 0007 04	1/4"	1,13	0,53	0,19
34 0007 05	5/16"	1,25	0,60	0,25
34 0007 06	3/8"	1,31	0,71	0,31
34 0007 07	1/2"	1,56	0,92	0,44
34 0007 08	5/8"	1,63	1,01	0,50
34 0007 09	3/4"	1,75	1,20	0,63

Bracketed Straight Connector

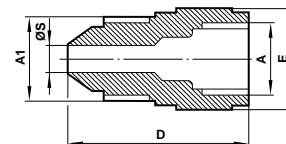
Female O/D tube



Product number	A O/D tube	D	D1	K	Q	R	S
34 0009 03	3/16"	1,06	0,81	0,50	0,27 x 0,56	0,31	0,16
34 0009 04	1/4"	1,25	0,87	0,56	0,27 x 0,63	0,34	0,19
34 0009 05	5/16"	1,31	0,97	0,69	0,27 x 0,75	0,38	0,25
34 0009 06	3/8"	1,38	0,97	0,69	0,27 x 0,75	0,38	0,31
34 0009 07	1/2"	1,56	1,14	1,14	0,27 x 1,00	0,44	0,44

Metric to Inch Adaptor

Inch O/D tube male to metric O/D tube female

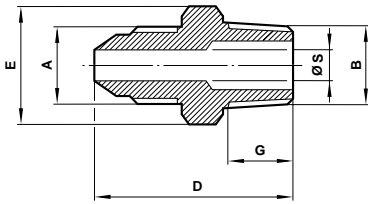


Product number	A O/D tube	A1 O/D tube	D	E A/F	S
36 0562 02	4	1/8"	18,5	10	1,6
36 0562 09	4	5/32"	17,5	10	2,4
36 0562 15	4	3/16"	22,0	10	2,8
36 0562 16	5	3/16"	24,0	13	2,8
36 0562 17	6	3/16"	27,0	13	2,8
36 0562 22	4	1/4"	20,0	13	2,8
36 0562 24	6	1/4"	23,5	13	3,2
36 0562 25	8	1/4"	25,5	17	3,2
36 0562 32	8	5/16"	25,0	17	6,0
36 0562 42	10	3/8"	28,0	19	6,3
36 0562 52	12	1/2"	32,0	22	9,6
36 0562 59	16	5/8"	34,5	30	13,6
36 0562 65	16	3/4"	36,0	30	13,6
36 0562 67	22	3/4"	48,5	36	16,0
36 0562 73	22	1 1/8"	45,0	36	19,0
36 0562 79	28	1 1/2"	54,0	46	25,0



Nipped Adaptor

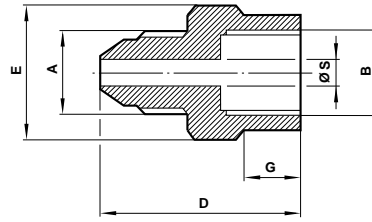
Male O/D tube to male taper BSP thread



Product number	A O/D tube	B thread BSP	D	E A/F	G	S
34 0350 08	3/16"	1/8"	1,09	0,45	0,38	0,11
34 0350 09	1/4"	1/8"	1,11	0,45	0,38	0,13
34 0350 17	5/16"	1/4"	1,22	0,60	0,44	0,19
34 0350 18	3/8"	1/4"	1,31	0,60	0,44	0,19
34 0350 19	1/2"	1/4"	1,41	0,82	0,44	0,25
34 0350 25	5/16"	3/8"	1,50	0,71	0,50	0,19
34 0350 26	3/8"	3/8"	1,56	0,71	0,50	0,25
34 0350 27	1/2"	3/8"	1,63	0,82	0,50	0,38
34 0350 36	1/2"	1/2"	1,75	0,92	0,63	0,38

Nipped Adaptor

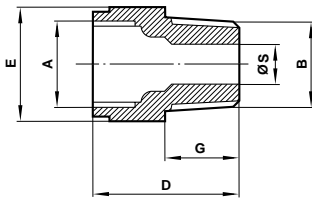
Male O/D tube to female parallel BSP thread



Product number	A O/D tube	B thread BSP	D	E A/F	G	S
34 0351 08	3/16"	1/8"	1,13	0,53	0,30	0,11
34 0351 09	1/4"	1/8"	1,13	0,53	0,30	0,13
34 0351 17	5/16"	1/4"	1,22	0,71	0,43	0,19
34 0351 26	3/8"	3/8"	1,31	0,82	0,45	0,25
34 0351 27	1/2"	3/8"	1,50	0,82	0,45	0,38
34 0351 36	1/2"	1/2"	1,50	1,63	0,59	0,38

Straight Male Adaptor

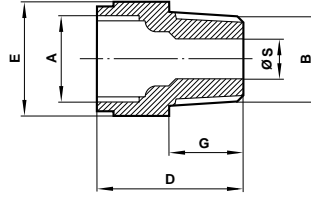
Female O/D tube to male taper BSP thread



Product number	A O/D tube	B thread BSP	D	E A/F	G	S
34 0346 08	3/16"	1/8"	0,78	0,53	0,38	0,16
34 0346 09	1/4"	1/8"	0,97	0,53	0,38	0,19
34 0346 10	5/16"	1/8"	1,09	0,60	0,38	0,19
34 0346 11	3/8"	1/8"	1,13	0,71	0,38	0,22
34 0346 15	3/16"	1/4"	0,84	0,60	0,44	0,16
34 0346 16	1/4"	1/4"	0,88	0,60	0,44	0,19
34 0346 17	5/16"	1/4"	0,88	0,60	0,44	0,25
34 0346 18	3/8"	1/4"	1,19	0,71	0,44	0,25
34 0346 19	1/2"	1/4"	1,31	0,92	0,44	0,31
34 0346 25	5/16"	3/8"	0,94	0,71	0,50	0,25
34 0346 26	3/8"	3/8"	1,00	0,71	0,50	0,31
34 0346 27	1/2"	3/8"	1,31	0,92	0,50	0,41
34 0346 28	5/8"	3/8"	1,38	1,01	0,50	0,41
34 0346 34	5/16"	1/2"	0,88	0,92	0,63	0,25
34 0346 35	3/8"	1/2"	1,00	0,92	0,63	0,31
34 0346 36	1/2"	1/2"	1,25	0,92	0,63	0,44
34 0346 37	5/8"	1/2"	1,50	1,01	0,63	0,50
34 0346 38	3/4"	1/2"	1,69	1,20	0,63	0,53
34 0346 53	1/2"	3/4"	1,38	1,01	0,75	0,44
34 0346 54	5/8"	3/4"	1,44	1,10	0,75	0,56
34 0346 55	3/4"	3/4"	1,50	1,20	0,75	0,69
34 0346 71	3/4"	1"	1,31	1,39	0,88	0,69

Straight Male Adaptor (NPTF)

Female O/D tube to male NPTF thread



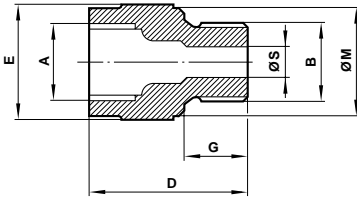
Product number	A O/D tube	B thread BSP	D	E A/F	G	S
34 0347 08	3/16"	1/8"	0,78	0,50	0,38	0,16
34 0347 15	3/16"	1/4"	1,00	0,63	0,56	0,16
34 0347 09	1/4"	1/8"	0,97	0,56	0,38	0,19
34 0347 16	1/4"	1/4"	1,00	0,63	0,56	0,19
34 0347 10	5/16"	1/8"	1,09	0,63	0,38	0,19
34 0347 17	5/16"	1/4"	1,00	0,63	0,56	0,25
34 0347 25	5/16"	3/8"	1,00	0,69	0,56	0,25
34 0347 34	5/16"	1/2"	1,00	0,88	0,75	0,25
34 0347 18	3/8"	1/4"	1,31	0,69	0,56	0,25
34 0347 26	3/8"	3/8"	1,06	0,69	0,56	0,31
34 0347 35	3/8"	1/2"	1,13	0,88	0,75	0,31
34 0347 19	1/2"	1/4"	1,44	0,88	0,56	0,31
34 0347 27	1/2"	3/8"	1,44	0,88	0,56	0,41
34 0347 36	1/2"	1/2"	1,38	0,88	0,75	0,44
34 0347 37	5/8"	1/2"	1,63	1,00	0,75	0,50



Compression Fittings Inch

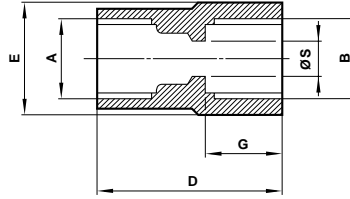
Straight Male Adaptor

Female O/D tube to male parallel BSP thread



Straight Adaptor

Female O/D tube to female parallel BSP thread

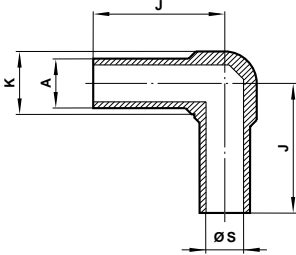


Product number	A O/D tube	B thread BSP	D	E A/F	G	S
34 0348 08	3/16"	1/8"	0,78	0,60	0,29	0,16
34 0348 09	1/4"	1/8"	0,84	0,60	0,29	0,19
34 0348 10	5/16"	1/8"	0,97	0,60	0,29	0,19
34 0348 16	1/4"	1/4"	1,00	0,71	0,44	0,19
34 0348 17	5/16"	1/4"	1,13	0,71	0,44	0,25
34 0348 18	3/8"	1/4"	1,19	0,71	0,44	0,25
34 0348 26	3/8"	3/8"	1,19	0,92	0,44	0,31
34 0348 27	1/2"	3/8"	1,25	0,92	0,44	0,38
34 0348 34	5/16"	1/2"	1,00	1,10	0,56	0,25
34 0348 35	3/8"	1/2"	1,19	1,10	0,56	0,31
34 0348 36	1/2"	1/2"	1,38	1,10	0,56	0,44

Product number	A O/D tube	B thread BSP	D	E A/F	G	S
34 0344 08	3/16"	1/8"	0,81	0,53	0,25	0,16
34 0344 09	1/4"	1/8"	1,00	0,60	0,38	0,19
34 0344 10	5/16"	1/8"	1,03	0,60	0,38	0,25
34 0344 15	3/16"	1/4"	0,94	0,60	0,38	0,16
34 0344 16	1/4"	1/4"	1,00	0,60	0,38	0,19
34 0344 17	5/16"	1/4"	1,03	0,71	0,38	0,25
34 0344 18	3/8"	1/4"	1,06	0,71	0,38	0,31
34 0344 25	5/16"	3/8"	1,16	0,82	0,50	0,25
34 0344 26	3/8"	3/8"	1,19	0,82	0,50	0,31
34 0344 27	1/2"	3/8"	1,19	0,92	0,44	0,44
34 0344 28	5/8"	3/8"	1,25	1,10	0,44	0,50
34 0344 34	5/16"	1/2"	1,13	1,01	0,44	0,25
34 0344 36	1/2"	1/2"	1,19	1,01	0,44	0,44
34 0344 37	5/8"	1/2"	1,25	1,10	0,44	0,56
34 0344 54	5/8"	3/4"	1,44	1,20	0,56	0,56
34 0344 55	3/4"	3/4"	1,38	1,20	0,44	0,69
34 0344 71	3/4"	1"	1,88	1,67	0,88	0,69

Universal Stem Elbow

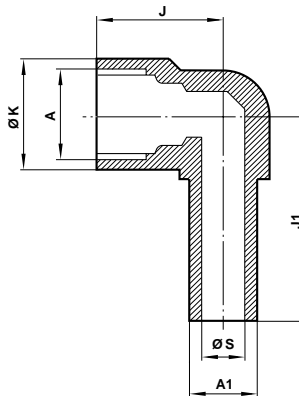
O/D tube stem



Product number	A O/D stem	J	K	S
34 0292 04	1/4"	1,19	0,38	0,17
34 0292 04	5/16"	1,25	0,44	0,22
34 0292 04	3/8"	1,31	0,44	0,28
34 0292 04	1/2"	1,63	0,56	0,38

Stem Elbow Connector

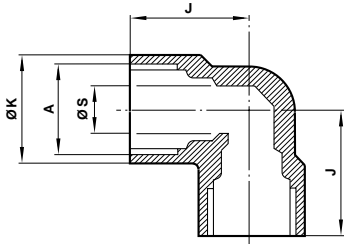
Female O/D tube to O/D tube stem



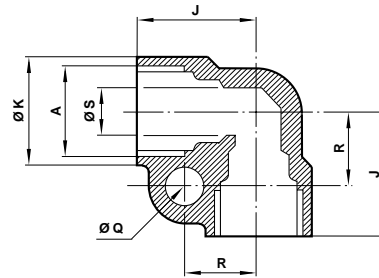
Product number	A O/D tube	A1 O/D stem	J	J1	K	S
34 0057 03	3/16"	3/16"	0,69	1,19	0,48	0,11
34 0057 04	1/4"	1/4"	0,75	1,19	0,56	0,17
34 0057 05	5/16"	5/16"	0,81	1,25	0,63	0,22
34 0057 06	3/8"	3/8"	0,91	1,38	0,69	0,28
34 0057 07	1/2"	1/2"	1,03	1,78	0,91	0,38
34 0057 08	3/8"	5/8"	1,13	1,97	1,03	0,47
34 0057 09	3/4"	3/4"	1,22	2,19	1,19	0,59



Elbow Connector
Female O/D tube



Bracketed Elbow Connector
Female O/D tube

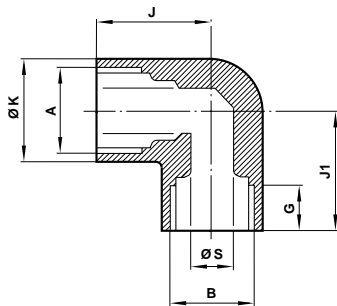


Product number	A O/D tube	D	E A/F	S
34 0060 03	3/16"	0,63	0,50	0,16
34 0060 04	1/4"	0,69	0,56	0,19
34 0060 05	5/16"	0,81	0,63	0,25
34 0060 06	3/8"	0,88	0,69	0,31
34 0060 07	1/2"	1,00	0,94	0,44
34 0060 08	5/8"	1,13	1,13	0,56
34 0060 09	3/4"	1,25	1,25	0,69

Product number	A O/D stem	J	K	Q	R	S
34 0064 03	3/16"	0,94	0,53	0,27 x 0,66	0,27	0,16
34 0064 04	1/4"	1,03	0,66	0,31 x 0,75	0,31	0,19
34 0064 05	5/16"	1,03	0,66	0,31 x 0,75	0,31	0,25
34 0064 06	3/8"	1,13	0,86	0,44 x 1,00	0,44	0,31
34 0064 07	1/2"	1,13	0,86	0,44 x 1,00	0,44	0,44

Female Elbow Adaptor

Female O/D tube to female parallel BSP thread



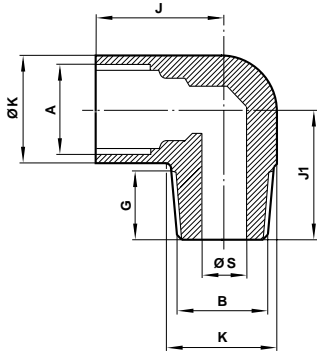
Product number	A O/D stem	B thread BSPP	G	J A/F	J1	K	S
34 0328 08	3/16"	1/8"	0,38	0,69	0,69	0,50	0,31
34 0328 09	1/4"	1/8"	0,38	0,81	0,81	0,56	0,31
34 0328 10	5/16"	1/8"	0,38	0,88	0,88	0,63	0,31
34 0328 15	3/16"	1/4"	0,44	0,81	0,81	0,69	0,44
34 0328 16	1/4"	1/4"	0,44	0,88	0,88	0,69	0,44
34 0328 17	5/16"	1/4"	0,44	0,88	0,88	0,69	0,44
34 0328 18	3/8"	1/4"	0,44	0,88	0,88	0,69	0,44
34 0328 19	1/2"	1/4"	0,38	1,00	1,00	0,94	0,44
34 0328 25	5/16"	3/8"	0,48	0,88	0,75	0,81	0,44
34 0328 26	3/8"	3/8"	0,44	0,94	0,88	0,81	0,38
34 0328 27	1/2"	3/8"	0,44	1,00	1,00	0,94	0,50
34 0328 36	1/2"	1/2"	0,50	1,00	1,00	0,97	0,44
34 0328 37	5/8"	1/2"	0,56	1,13	1,25	1,13	0,69
34 0328 54	5/8"	3/4"	0,63	1,50	1,25	1,25	0,94
34 0328 55	3/4"	3/4"	0,63	1,25	1,50	1,25	0,75
34 0328 71	3/4"	1"	0,88	1,50	1,50	1,53	1,19



Compression Fittings Inch

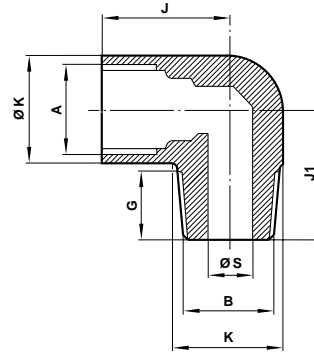
Male Elbow Adaptor

Female O/D tube to male taper BSP thread



Male Elbow Adaptor

Female O/D tube to male NPTF thread

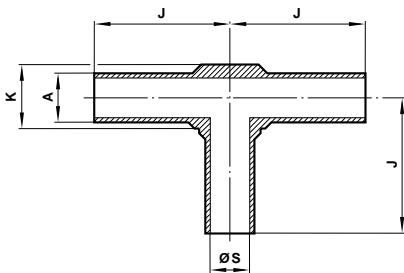


Product number	A O/D tube	B thread BSP	G	J	J1	K	S
34 0330 08	3/16"	1/8"	0,38	0,69	0,69	0,50	0,19
34 0330 09	1/4"	1/8"	0,38	0,69	0,69	0,56	0,19
34 0330 10	5/16"	1/8"	0,38	0,81	0,81	0,63	0,19
34 0330 15	3/16"	1/4"	0,44	0,69	0,75	0,56	0,25
34 0330 16	1/4"	1/4"	0,44	0,69	0,75	0,56	0,25
34 0330 17	5/16"	1/4"	0,44	0,81	0,88	0,63	0,25
34 0330 18	3/8"	1/4"	0,44	0,88	0,88	0,69	0,25
34 0330 19	1/2"	1/4"	0,44	1,00	0,94	0,94	0,25
34 0330 25	5/16"	3/8"	0,50	0,81	0,94	0,69	0,38
34 0330 26	3/8"	3/8"	0,50	0,88	0,94	0,69	0,38
34 0330 27	1/2"	3/8"	0,50	1,00	1,13	0,97	0,38
34 0330 28	5/8"	3/8"	0,50	1,13	1,13	1,30	0,41
34 0330 36	1/2"	1/2"	0,63	1,00	1,13	0,97	0,50
34 0330 37	5/8"	1/2"	0,63	1,13	1,25	1,30	0,50
34 0330 54	5/8"	3/4"	0,75	1,13	1,38	1,30	0,69
34 0330 55	3/4"	3/4"	0,75	1,28	1,47	1,25	0,69
34 0330 71	3/4"	1"	0,88	1,50	1,69	1,50	0,94

Product number	A O/D tube	B NPTF thread	G	J	J1	K	S
34 0331 08	3/16"	1/8"	0,38	0,69	0,69	0,50	0,19
34 0331 09	1/4"	1/8"	0,38	0,69	0,69	0,56	0,19
34 0331 15	3/16"	1/4"	0,56	0,69	0,94	0,63	0,25
34 0331 18	3/8"	1/4"	0,56	0,88	0,94	0,69	0,25
34 0331 36	1/2"	1/2"	0,75	1,00	1,31	0,94	0,50
34 0331 37	5/8"	1/2"	0,75	1,13	1,31	1,13	0,50

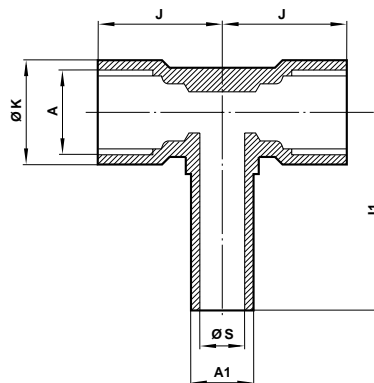
Universal Stem Tee

O/D tube stem



Stem Tee Connector

Female O/D tube to O/D tube stem



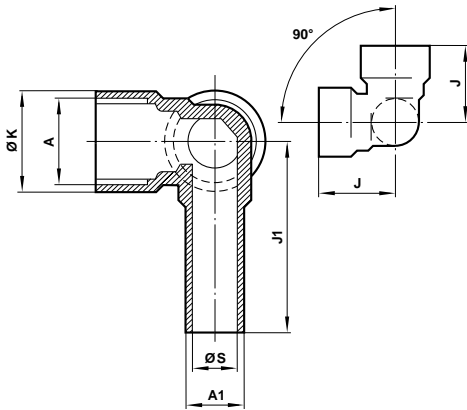
Product number	A O/D stem	J	K	S
34 0342 03	3/16"	1,13	0,25	0,11
34 0342 04	1/4"	1,19	0,38	0,17
34 0342 05	5/16"	1,25	0,38	0,22
34 0342 06	3/8"	1,31	0,48	0,28
34 0342 07	1/2"	1,63	0,56	0,38

Product number	A O/D tube	A1 O/D stem	J	J1	K	S
34 0339 03	3/16"	3/16"	0,63	1,19	0,48	0,11
34 0339 04	1/4"	1/4"	0,72	1,19	0,56	0,17
34 0339 05	5/16"	5/16"	0,81	1,33	0,63	0,22
34 0339 06	3/8"	3/8"	0,88	1,42	0,69	0,28
34 0339 07	1/2"	1/2"	0,97	1,78	0,90	0,38



90° Stem Tee Connector

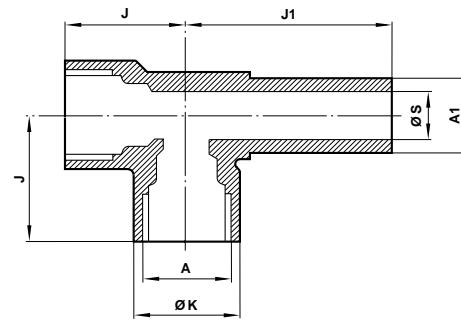
Female O/D tube to O/D tube stem



Product number	A O/D tube	A1 O/D stem	J	J1	K	S
34 0340 03	3/16"	3/16"	0,69	1,19	0,48	0,11
34 0340 04	1/4"	1/4"	0,75	1,19	0,56	0,17
34 0340 05	5/16"	5/16"	0,81	1,25	0,63	0,22
34 0340 06	3/8"	3/8"	0,91	1,38	0,69	0,28
34 0340 07	1/2"	1/2"	1,031	1,78	0,92	0,38

Side Stem Tee Connector

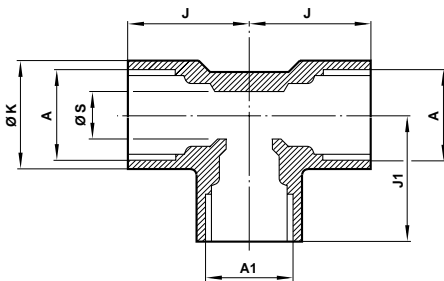
Female O/D tube to O/D tube stem



Product number	A O/D tube	A1 O/D stem	J	J1	K	S
34 0341 03	3/16"	3/16"	0,69	1,19	0,48	0,11
34 0341 04	1/4"	1/4"	0,75	1,19	0,56	0,17
34 0341 05	5/16"	5/16"	0,81	1,25	0,63	0,22
34 0341 06	3/8"	3/8"	0,91	1,38	0,69	0,28
34 0341 07	1/2"	1/2"	1,03	1,78	0,91	0,38
34 0341 08	5/8"	5/8"	1,13	1,97	1,03	0,47

Tee Connector

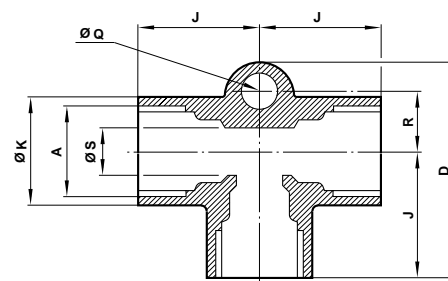
Female O/D tube



Product number	A O/D tube	A1 O/D stem	J	J1	K	S
34 0290 03	3/16"	3/16"	0,63	0,63	0,50	0,16
34 0290 04	1/4"	1/4"	0,69	0,69	0,56	0,19
34 0290 05	5/16"	5/16"	0,81	0,81	0,63	0,25
34 0290 06	3/8"	3/8"	0,84	0,84	0,69	0,31
34 0290 07	1/2"	1/2"	1,00	1,00	0,94	0,44
34 0290 08	5/8"	5/8"	1,07	1,13	1,13	0,56
34 0290 09	3/4"	3/4"	1,25	1,25	1,22	0,69
34 0290 47	1/2"	5/16"	1,00	1,00	0,94	0,25

Bracketed Tee Connector

Female O/D tube



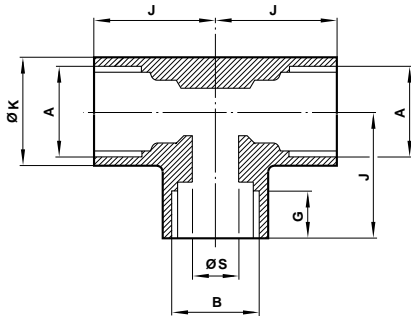
Product number	A1 O/D tube	D	J	K	Q	R	S
34 0293 03	3/16"	1,28	0,69	0,56	0,27 x 0,63	0,34	0,16
34 0293 04	1/4"	1,28	0,69	0,56	0,27 x 0,63	0,34	0,19
34 0293 05	5/16"	1,44	0,81	0,69	0,27 x 0,75	0,38	0,25
34 0293 06	3/8"	1,47	0,84	0,69	0,27 x 0,75	0,38	0,31
34 0293 07	1/2"	1,66	0,97	0,44	0,27 x 1,00	0,44	0,44



Compression Fittings Inch

Female Tee Adaptor

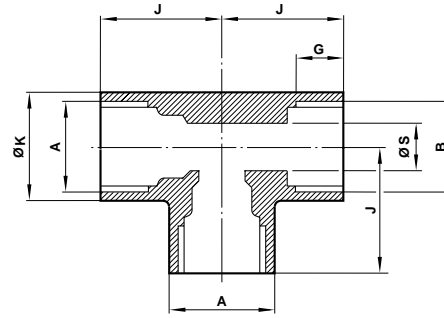
Female O/D tube to female parallel BSP thread



Product number	A O/D tube	B thread BSP	G	J	K	S
34 0335 08	3/16"	1/8"	0,38	0,69	0,56	0,31
34 0335 09	1/4"	1/8"	0,44	0,69	0,56	0,25
34 0335 17	5/16"	1/4"	0,38	0,84	0,63	0,25
34 0335 18	3/8"	1/4"	0,38	0,84	0,69	0,31
34 0335 27	1/2"	3/8"	0,44	1,00	0,94	0,44

Side Tee Adaptor

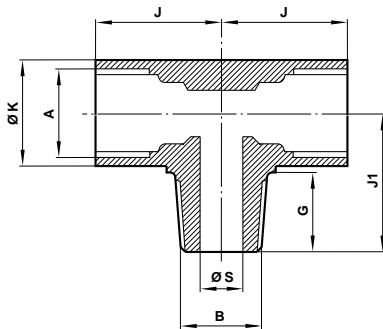
Female O/D tube to female parallel BSP thread



Product number	A O/D tube	B thread BSP	G	J	K	S
34 0337 08	3/16"	1/8"	0,32	0,63	0,56	0,16
34 0337 09	1/4"	1/8"	0,32	0,69	0,56	0,19
34 0337 17	5/16"	1/4"	0,36	0,88	0,69	0,28
34 0337 18	3/8"	1/4"	0,36	0,88	0,69	0,31
34 0337 27	1/2"	3/8"	0,42	1,00	0,94	0,44

Male Tee Adaptor

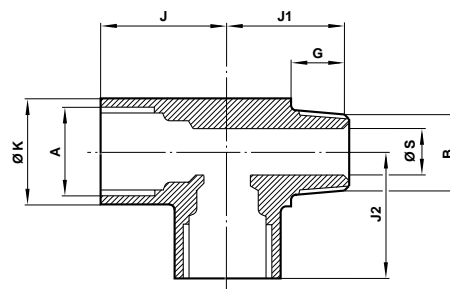
Female O/D tube to male taper BSP thread



Product number	A O/D tube	B thread BSP	G	J	J1	K	S
34 0334 08	3/16"	1/8"	0,38	0,69	0,69	0,50	0,19
34 0334 09	1/4"	1/8"	0,38	0,69	0,75	0,56	0,19
34 0334 17	5/16"	1/4"	0,44	0,84	0,81	0,63	0,25
34 0334 18	3/8"	1/4"	0,44	0,84	0,81	0,69	0,25
34 0334 27	1/2"	3/8"	0,50	0,97	1,06	0,94	0,41
34 0334 36	1/2"	1/2"	0,63	0,97	1,19	0,94	0,44

Male Side Tee Adaptor

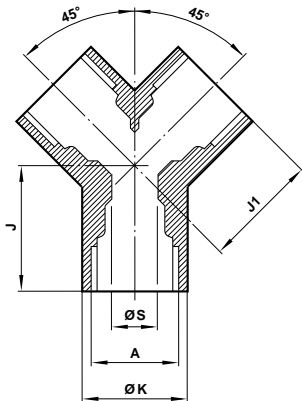
Female O/D tube to male taper BSP thread



Product number	A O/D tube	B thread BSP	G	J	J1	J2	K	S
34 0336 08	3/16"	1/8"	0,38	0,69	0,72	0,66	0,56	0,16
34 0336 09	1/4"	1/8"	0,38	0,69	0,75	0,69	0,56	0,18
34 0336 17	5/16"	1/4"	0,44	0,84	0,84	0,84	0,69	0,25
34 0336 18	3/8"	1/4"	0,44	0,84	0,84	0,88	0,69	0,25
34 0336 27	1/2"	3/8"	0,50	0,97	1,03	1,00	0,94	0,41

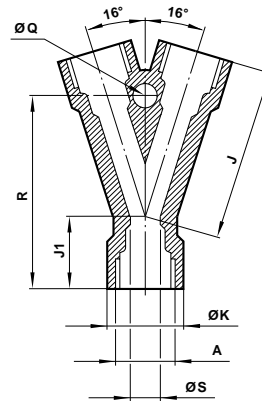


'Y' Connector
Female O/D tube



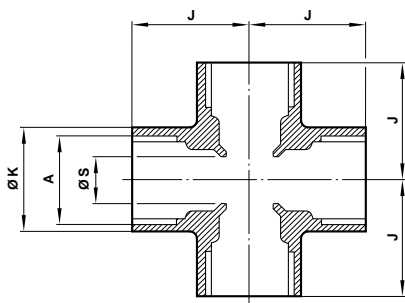
Product number	A O/D tube	J	J1	K	S
34 0127 03	3/16"	0,69	0,69	0,50	0,16
34 0127 04	1/4"	0,69	0,75	0,56	0,19
34 0127 05	5/16"	0,81	0,81	0,69	0,25
34 0127 06	3/8"	0,81	0,81	0,69	0,31
34 0127 07	1/2"	1,00	1,00	0,94	0,44

Bracketed 'Y' Connector
Female O/D tube



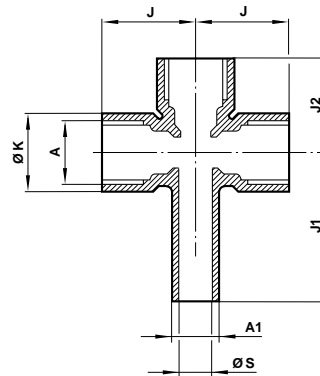
Product number	A1 O/D tube	D	J	K	Q	R	S
34 0333 05	5/16"	1,71	0,59	0,66	0,27 x 0,75	1,84	0,25
34 0333 07	1/2"	2,49	0,69	1,00	0,33 x 1,13	2,56	0,44

Four Way Connector
Female O/D tube



Product number	A O/D tube	J	K	S
34 0131 04	1/4"	0,69	0,56	0,16
34 0131 05	5/16"	0,84	0,69	0,19
34 0131 06	3/8"	0,84	0,69	0,25
34 0131 07	1/2"	0,97	0,94	0,31
34 0131 08	5/8"	1,09	1,03	0,44

Four Way Stem Connector
Female O/D tube to O/D tube stem

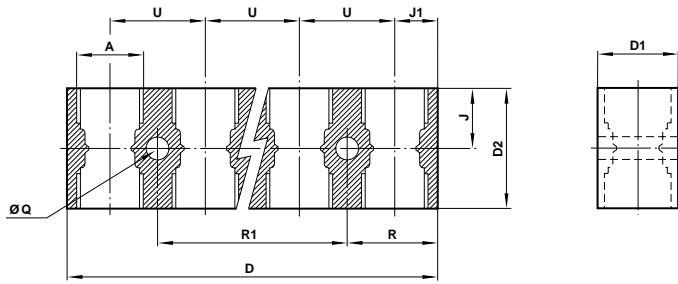


Product number	A O/D tube	A1 O/D stem	J	J1	J2	K	S
34 0134 05	5/16"	5/16"	0,81	1,25	0,81	0,63	0,22
34 0134 07	1/2"	1/2"	0,97	1,78	1,03	0,91	0,38

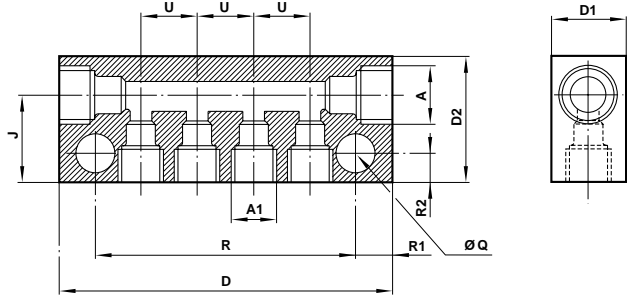


Compression Fittings Inch

Connector Block



Single Sided Manifold



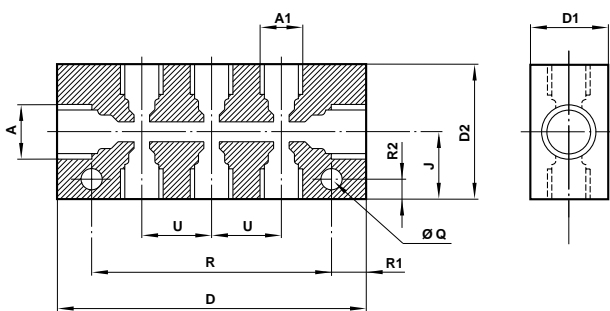
Product number	No. of outlets	A O/D tube	D	D1	D2	J	J1	Q	R	R1	U
34 0015 03	2	3/16"	1,31	0,56	1,00	0,50	0,31	0,20	0,66	-	0,69
34 0015 05	2	5/16"	1,63	0,75	1,25	0,63	0,38	0,27	0,81	-	0,88
34 0017 03	4	3/16"	2,68	0,56	1,00	0,50	0,31	0,20	0,66	1,38	0,69
34 0017 05	4	5/16"	3,38	0,75	1,25	0,63	0,38	0,27	0,81	1,75	0,88
34 0019 03	6	3/16"	4,06	0,56	1,00	0,50	0,31	0,20	0,66	2,75	0,69
34 0019 05	6	5/16"	5,13	0,75	1,25	0,63	0,38	0,27	0,81	3,50	0,88

Product number	Inlet A O/D tube	Outlet A1 O/D tube	No. of outlets	D	D1	D2	J	Q	R	R1	R2	U
34 0304 32	5/16"	3/16"	4	3,69	0,75	1,00	0,63	0,20	3,19	0,25	0,20	0,69
34 0304 41	1/2"	1/4"	4	3,81	1,00	1,38	0,81	0,27	2,94	0,44	0,25	0,69
34 0304 47	1/2"	5/16"	4	5,06	1,00	1,38	0,88	0,27	4,38	0,34	0,25	1,06
34 0304 53	5/8"	3/8"	4	4,63	1,13	1,50	0,94	0,33	4,00	0,31	0,31	0,87
34 0304 58	3/4"	1/2"	4	6,13	1,25	1,75	1,06	0,33	5,38	0,38	0,31	1,25
34 0306 32	5/16"	3/16"	6	5,06	0,75	1,00	0,62	0,20	4,56	0,25	0,20	0,69
34 0306 41	1/2"	1/4"	6	5,19	1,00	1,38	0,81	0,27	4,56	0,44	0,25	0,69
34 0300 32*	5/16"	3/16"	*	-	0,75	1,00	0,63	0,20	-	0,25	0,20	0,69
34 0300 41*	1/2"	1/4"	*	-	1,00	1,38	0,81	0,27	-	0,44	0,25	0,69
34 0300 47*	1/2"	5/16"	*	-	1,00	1,38	0,88	0,27	-	0,34	0,25	1,06
34 0300 53*	5/8"	3/8"	*	-	1,13	1,50	0,94	0,33	-	0,31	0,31	0,87
34 0300 32*	3/4"	1/2"	*	-	1,25	1,75	1,06	0,33	-	0,38	0,31	1,25

Manifolds up to 12 outlets can be provided subject to minimum economic production quantity.

*Note: Quote these product numbers and specify outlets required when ordering special outlet manifolds in imperial sizes, e.g. 34 0308 47 for 1/2" O/D tube to 5/16" O/D tube manifold having 8 outlets. (Subject to minimum economic production quantity).

Double Sided Manifold



Product number	Inlet A O/D tube	Outlet A1 O/D tube	No. of outlets	D	D1	D2	J	Q	R	R1	R2	U
34 0404 32	5/16"	3/16"	4	3,69	0,75	1,00	0,63	0,20	3,18	0,25	0,20	0,69
34 0404 41	1/2"	1/4"	4	3,8	1,00	1,38	0,81	0,27	2,94	0,48	0,25	0,69
34 0404 47	1/2"	5/16"	4	5,06	1,00	1,38	0,88	0,27	4,38	0,34	0,25	1,06
34 0404 53	5/8"	3/8"	4	4,63	1,13	1,50	0,94	0,33	4,00	0,31	0,31	0,88
34 0404 58	3/4"	1/2"	4	6,13	1,25	1,75	1,06	0,33	5,38	0,38	0,31	1,25

Manifolds up to 12 outlets can be provided subject to minimum economic production quantity.

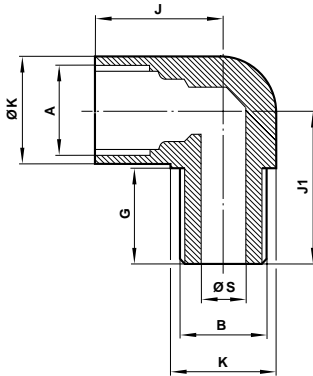


Hobbs Couplings

The design of a Hobbs coupling allows the fittings to be screwed into a parallel BSP tapping and accurately located for position in both height and direction before it is secured with the special coned locknut and polyurethane seal. Wring locknut down metal to metal to create an effective seal.

Hobbs Elbow Adaptor

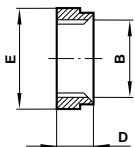
Female O/D tube to male parallel BSP thread



Product number	A O/D tube	B thread BSP	G	J	J1	K	S
34 0338 08	3/16"	1/8"	9/16"	11/16"	7/8"	9/16"	3/16"
34 0338 09	1/4"	1/8"	9/16"	11/16"	7/8"	9/16"	3/16"
34 0338 10	5/16"	1/8"	9/16"	13/16"	15/16"	5/8"	3/16"
34 0338 15	3/16"	1/4"	11/16"	11/16"	1"	9/16"	1/4"
34 0338 16	1/4"	1/4"	11/16"	11/16"	1"	9/16"	1/4"
34 0338 17	5/16"	1/4"	11/16"	13/16"	1 1/16"	5/8"	1/4"
34 0338 18	3/8"	1/4"	11/16"	7/8"	1 1/16"	11/16"	1/4"
34 0338 19	1/2"	1/4"	11/16"	15/16"	1 3/16"	15/16"	1/4"
34 0338 25	5/16"	3/8"	25/32"	13/16"	1 3/16"	11/16"	3/8"
34 0338 26	3/8"	3/8"	25/32"	7/8"	1 3/16"	11/16"	3/8"
34 0338 27	1/2"	3/8"	25/32"	1"	1 5/16"	15/16"	3/8"
34 0338 36	1/2"	1/2"	25/32"	1"	1 7/16"	15/16"	1/2"
34 0338 37	5/8"	1/2"	25/32"	1 1/8"	1 1/2"	1 1/8"	1/2"
34 0338 54	5/8"	3/4"	1"	1 1/4"	1 23/32"	1 1/4"	1 1/16"
34 0338 55	3/4"	3/4"	1"	1 9/32"	1 23/32"	1 1/4"	1 1/16"
34 0338 71	3/4"	1"	1 1/4"	1 7/16"	2"	1 7/16"	15/16"

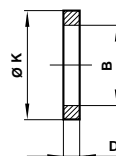
Hobbs Coned Locknut

Female parallel BSP thread



Product number	B thread BSP	D	E A/F
34 0155 01	1/8"	0,22	0,60
34 0155 02	1/4"	0,25	0,71
34 0155 03	3/8"	0,28	0,92
34 0155 04	1/2"	0,31	1,10
34 0155 06	3/4"	0,31	1,30
34 0155 08	1"	0,41	1,67

Hobbs Seal

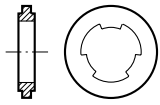


Product number	B thread BSP	D	E A/F
34 0156 02	1/8"	0,08	0,50
34 0156 03	1/4"	0,09	0,63
34 0156 04	3/8"	0,09	0,81
34 0156 05	1/2"	0,10	0,95
34 0156 06	3/4"	0,10	1,19
34 0156 07	1"	0,13	1,53

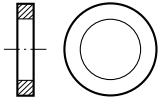


Compression Fittings Inch

Sealing Washers – for use with banjo fitting



Nylon

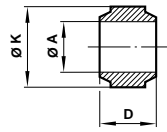


Copper

Product number	Size	Material
48 0314 00	M5	Nylon
48 0314 00	1/8"	Copper
48 0314 00	1/4"	Copper
48 0314 00	3/8"	Copper
48 0314 00	1/2"	Copper

Universal Tubing Sleeve

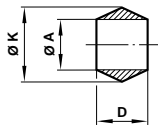
Suitable for nylon metallic tubing



Product number	A O/D tube	D	K
34 0278 03	3/16"	0,19	5/16"
34 0278 04	1/4"	0,24	3/8"
34 0278 05	5/16"	0,28	7/16"
34 0278 06	3/8"	0,27	1/2"
34 0278 07	1/2"	0,32	43/64"
34 0278 08	5/8"	0,35	51/64"
34 0278 09	3/4"	0,37	15/16"

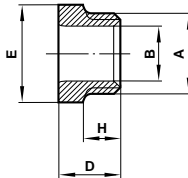
Tubing Sleeve

Suitable for metallic tubing only



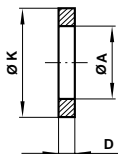
Product number	A O/D tube	D	K
34 0003 03	3/16"	0,23	0,27
34 0003 04	1/4"	0,28	0,35
34 0003 05	5/16"	0,29	0,41
34 0003 06	3/8"	0,28	0,47
34 0003 07	1/2"	0,37	0,62

Tubing Nut



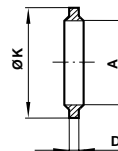
Product number	A thread	B O/D tube	D A/F	E	H
34 0279 03	3/8" x 24 TPI	3/16"	0,40	0,45	0,28
34 0279 04	7/16" x 24 TPI	1/4"	0,43	0,45	0,28
34 0279 05	1/2" x 24 TPI	5/16"	0,45	0,53	0,28
34 0279 06	9/16" x 24 TPI	3/8"	0,48	0,60	0,31
34 0279 07	3/4" x 24 TPI	1/2"	0,57	0,82	0,33
34 0279 08	7/8" x 20 TPI	5/8"	0,66	0,92	0,40
34 0279 09	1,025" x 18 TPI	3/4"	0,70	1,10	0,44

Folded Copper Washer



Product number	A	Suitable for			D	K
		BSP thread	or metric thread	or imperial thread		
48 0213 01	9,8	1/8"	-	3/8" x 24TPI	1,5	13,5
48 0213 02	13,2	1/4"	-	-	1,5	17,7
48 0213 03	16,7	3/8"	M16	-	1,5	21
48 0213 04	21,0	1/2"	-	-	1,5	26,4
48 0213 05	23,0	5/8"	-	-	1,8	28,6
48 0213 06	26,5	3/4"	-	-	1,8	32,4
48 0213 07	30,2	7/8"	M30	-	1,8	36,2
48 0213 08	33,3	1"	M33	-	1,8	38,9
48 0213 09	42,0	1 1/4"	-	-	2,2	49,9
48 0213 27	11,1	-	-	7/16" x 24TPI	1,5	14,6
48 0213 28	12,7	-	-	1/2" x 24TPI	1,5	17,7
48 0213 29	14,3	-	M14	9/16" x 24TPI	1,5	18,5
48 0213 30	19,1	-	-	3/4" x 24TPI	1,5	24,1
48 0213 41	8,3	-	M8	-	1,5	12
48 0213 42	10,3	-	M10	-	1,5	14
48 0213 43	12,1	-	M12	-	1,5	17

Bonded Washer



Product number	A for BSP thread	D	K
48 0215 01	1/8"	2,1	16,0
48 0215 02	1/4"	2,1	20,6
48 0215 03	3/8"	2,1	23,8
48 0215 04	1/2"	2,5	28,6
48 0215 05	5/8"	2,5	31,7
48 0215 06	3/4"	2,5	34,9



Warning

These products are intended for use in industrial compressed air systems only. Do not use these products where *pressures* and *temperatures* can exceed those listed under '**Technical Data**'.

Before using these products with fluids other than those specified, for non-industrial applications, life-support systems, or other applications not within published specifications, consult Norgren.

Through misuse, age, or malfunction, components used in fluid power systems can fail in various modes. The system designer is warned to consider the failure modes of all component parts used in fluid power systems and to provide adequate safeguards to prevent personal injury or damage to equipment in the event of such failure.

System designers must provide a warning to end users in the system instructional manual if protection against a failure mode cannot be adequately provided.

System designers and end users are cautioned to review specific warnings found in instruction sheets packed and shipped with these products where applicable.