

Tubing and Accessories



Inch Industrial Tubing	FIT-7-2
Metric Industrial Tubing	FIT-7-3
Inch D.O.T. Tubing	FIT-7-3
Accessories and Replacement Parts	FIT-7-5



Inch Industrial Tubing

- Recommended for use with Pneufit Push-In Fittings
- Manufactured from Nylon 11
- UL-94HB flame retardant rating
- Heat and light stabilized
- Shipped in 100 ft. coils (30m) packed in polyethylene bags

Specifications

Fluids: Compressed air, nitrogen and inert gases
 Material: Nylon 11
 Temperature Rating: -60°F to 200°F (-5°C to 93°C)*
 Vacuum Rating: To 28° Hg (711 mm Hg)
 Diameter Tolerances: + 0.002"; -0.004"
 Hardness: 78 Rockwell R

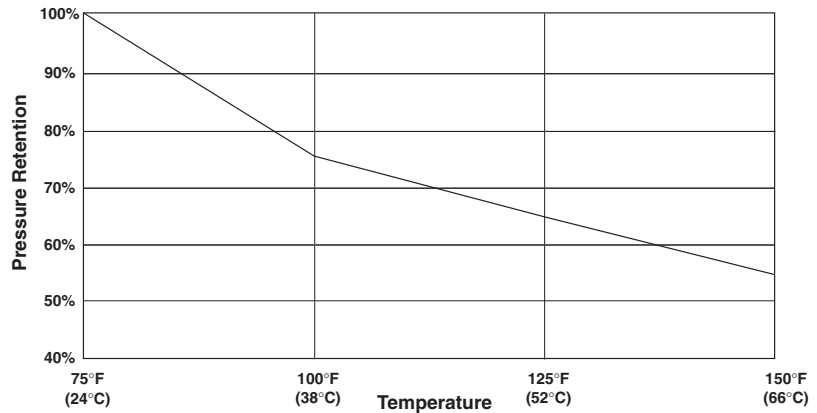
Technical Information High Flow Inch Tubing

Tubing				Maximum Working Pressure -40°F to 70°F (-40°C to 20°C)		Minimum Bend Radius		Part Number and Color					
OD (inch)	ID (inch)	OD (mm)	ID (mm)	psig	bar	inch	mm	Natural	Black	Blue	Green	Red	Yellow
1/8	0.093			225	15.5	0.38	10	PB 0051 100	PB 0751 100	PB 0551 100	PB 0251 100	PB 0151 100	PB 0351 100
5/32	0.106	4	2.7	275	19.0	0.50	13	PB 0052 100	PB 0752 100	PB 0552 100	PB 0252 100	PB 0152 100	PB 0352 100
3/16	0.138			225	15.5	0.63	16	PB 0053 100	PB 0753 100	PB 0553 100	PB 0253 100	PB 0153 100	PB 0353 100
1/4	0.180			250	17.2	0.88	22	PB 0054 100	PB 0754 100	PB 0554 100	PB 0254 100	PB 0154 100	PB 0354 100
5/16	0.232	8	5.9	220	15.2	1.25	32	PB 0055 100	PB 0755 100	PB 0555 100	PB 0255 100	PB 0155 100	PB 0355 100
3/8	0.275			220	15.2	1.50	38	PB 0056 100	PB 0756 100	PB 0556 100	PB 0256 100	PB 0156 100	PB 0356 100
1/2	0.375			200	13.8	2.00	51	PB 0057 100	PB 0757 100	PB 0557 100	PB 0257 100	PB 0157 100	PB 0357 100

Notes

The working pressure for Nylon 11 tubing is calculated using a 4 to 1 safety factor.
 * To determine working pressures at other temperatures, see chart. Tubing is supplied in 100 ft. (30.5m) coils, packaged in poly bags. For other colors, lengths or packaging, please consult factory.

Working Pressure at Elevated Temperature



- Recommended for use with Pneufit Push-In Fittings
- Manufactured from Polyurethane
- Shipped 100' coils packed in Polyethylene bags

Specifications

Fluids: Compressed air
 Material: 95 Durometer Polyurethane
 Temperature Rating: -40°F to 165°F (-40°C to 73°C)
 Vacuum Rating: To 28° Hg (711 mm Hg)
 Diameter Tolerances: ± 0.005"



Technical Information Tube Types

Tubing		Maximum Working Pressure at 75°F		Minimum Bend Radius	Part Number and Color				
OD (mm)	ID (mm)	psig	bar		Natural	Black	Trans Blue	Trans Green	Trans Red
1/8"	.066	233	16.1	1/4"	PW 0051 100	PW 0751 100	PW 0551 100	PW 0251 100	PW 0151 100
5/32"	.094	176	12.1	3/8"	PW 0052 100	PW 0752 100	PW 0552 100	PW 0252 100	PW 0152 100
1/4"	.160	148	10.2	1/2"	PW 0054 100	PW 0754 100	PW 0554 100	PW 0254 100	PW 0154 100
5/16"	.197	155	10.7	3/4"	PW 0055 100	PW 0755 100	PW 0555 100	PW 0255 100	PW 0155 100



- Recommended for use with Pneufit Push-In Fittings.
- Manufactured from Nylon 12
- Resistant to many chemicals
- Excellent pressure rating
- Black tubing provides reduced ultraviolet degradation
- Conforms to BS5409-1:1976 and DIN 73378
- Shipped in 25 meter (82 ft.) coils packed in polyethylene bags.

Specifications

Fluids: Compressed air, nitrogen and inert gases

Material: Nylon 12

Maximum continuous working temperature:
80°C (175°F)

Technical Information for Metric Tubing

Tubing		Maximum Working Pressure		Minimum Bend		Part Number and Color				
OD (mm)	ID (mm)	-40°C to 20°C bar	(-40°F to 70°F) psig	Radius		Natural	Black	Blue	Green	Red
4	2.5	28.0	406	25	0.98	PA 0004 025	PA 0704 025	PA 0504 025	PA 0204 025	PA 0104 025
5	3.0	31.0	450	25	0.98	PA 0005 025	PA 0705 025	PA 0505 025	PA 0205 025	PA 0105 025
6	4.0	25.0	362	30	1.18	PA 0006 025	PA 0706 025	PA 0506 025	PA 0206 025	PA 0106 025
8	6.0	19.0	275	50	1.97	PA 0008 025	PA 0708 025	PA 0508 025	PA 0208 025	PA 0108 025
10	7.5	24.0	348	60	2.36	PA 0010 025	PA 0710 025	PA 0510 025	PA 0210 025	PA 0110 025
12	9.0	18.0	261	75	2.95	PA 0012 025	PA 0712 025	PA 0512 025	PA 0212 025	PA 0112 025
14	11.0	15.0	218	80	3.15	PA 0014 025	PA 0714 025	PA 0514 025	PA 0214 025	PA 0114 025

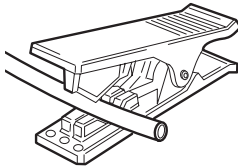
For other colors, lengths or packaging, please consult factory.



Accessories and Replacement Parts

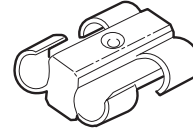
Tube Cutter

- Makes clean, square cuts in Nylon tubing that are necessary for leak free connections.
- Small size (3" long, 1" wide, 1" high) makes it easy to use and convenient to carry.
- Spring actuation keeps it closed when not in use.
- Order part number **M/3314**.
- Replacement blades (5 pack) **M/32009**



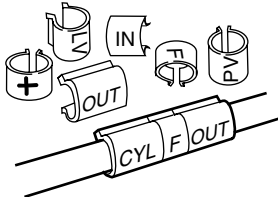
Tube Mount - 2 Channel

- Save installation time - tube mounts provide quick, secure mounting and exact spacing between tubes.
- Tubing snaps into channels for clean, organized circuits.
- Tube mounts are drilled for machine screw mounting.



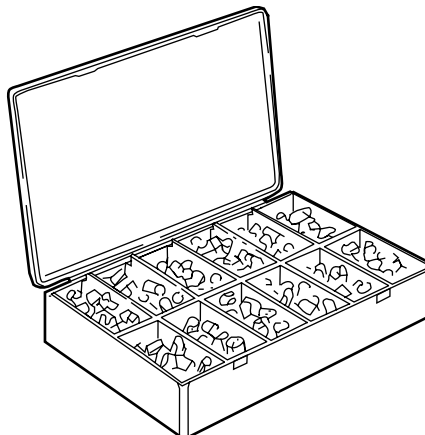
Tube Markers

- PVC tube markers eliminate confusing fluid power connections by providing easy to read identification.
- Permanent, hot stamped black characters on white background are not affected by grease, oil, or lubricating fluids.
- Markers snap on without tools before or after tube terminations made. Can be removed without disconnecting tubing.
- Non-adhesive interior of marker will not pinch, kink, or mar tubing.



Part Number	Tube Size	Mounting Screw Size	Color
94 910 004	5/32" & 4 mm	#4	Black
94 910 006	1/4" & 6 mm	#4	Black
94 910 008	5/16" & 8 mm	#6	Black
94 910 010	3/8"	#6	Black
94 910 012	1/2"	#6	Black
94 910 015	5/8"	#10	Black


Tube Marker Kits				
Code	Tube Size (O.D.)			
	1/8"	5/32" & 4 mm	1/4" & 6 mm	3/8"
Alphanumeric Kit*	94 911 025	94 911 058	94 911 091	94 911 124
Descriptive Kit**	94 911 033	94 911 066	94 911 099	94 911 132
* Contains 50 each of all numbers (0-9) and letters (A-H, J, P, R, X, Y, and Z)				
** Contains 50 each of CYL, PV, LV, IN, OUT, + and -.				





Tube Mount - 10 Channel

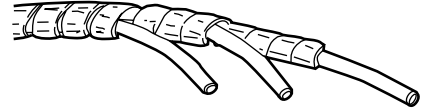
- Full 10 channel section (4" long, 5/8" wide and 3/8" high) is easily cut for 1 to 10 channels.
- Each channel is countersunk for No. 4 machine screws.
- Tubing snaps into channels for clean, organized circuits.
- Pressure sensitive Urethane foam adhesive backing for quick mounting (except 3/8" model).
- Slotted design allows mounting on curved or angular surfaces. Color of mounts match machine or tubing.



Part Number	Tube Size	Mounting Screw Size	Color
94 902 002	5/32" & 4 mm	#4	Black
94 902 003	3/16"	#4	Black
94 901 004	1/4" & 6 mm	#4	White
94 902 004	1/4" & 6 mm	#4	Black
94 903 004	1/4" & 6 mm	#4	Blue
94 904 004	1/4" & 6 mm	#4	Green
94 905 004	1/4" & 6 mm	#4	Red
94 906 004	1/4" & 6 mm	#4	Yellow
94 908 004	1/4" & 6 mm	#4	Grey
94 902 006	3/8" & 10 mm	-	Black

Spiral Flex Wrap

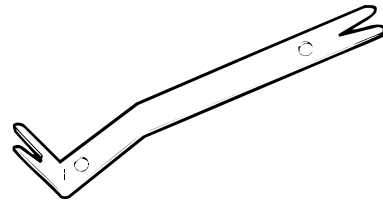
- Natural color Polyethylene spiral flex wrap twists easily over bundles of various sized tubing or insulated electric wire.
- Nominal 1/2" O.D. accommodates bundles from 3/8" to 4" in diameter. Can be wrapped for greater flexibility or butted for rigidity.
- Tubing or wire can be led out at any point.
- Provided in 50' (15 meter) coils.
- Order part number **94 960 001**.



Release Tool

Used to disconnect tubing from all Norgren fittings. Helps in situations where fitting is difficult to reach.

Part Number: **54 0001 00**



Replacement Parts

- 48 026 101** Replacement thermoplastic sealing washer for use with 10-32 and M5 threads. Sold individually.
- 48 031 101** Replacement viton bonded sealing washer for use with 10-32 and M5 threads. Sold in package of 10.