

P84F 3/2 Soft Start/Dump Valve Excelon Plus Modular System



- > Port size: 3/8" to 3/4" (ISO G/PTF)
- > High flow dump facility
- > Excelon® Plus design allows in-line installation or modular installation with other Excelon® Plus products
- > Variable Snap Adjustment
- > High forward flow capacity
- > Fast Exhausting
- > Solenoid and air pilot options

Technical features

Medium:

Compressed air only

Maximum supply pressure:

145 psi (10 bar)

Minimum operating pressure:

43 psi (3 bar)

Air Pilot pressure must be equal to or greater than the supply pressure.

Port size:

G3/8, G1/2, G3/4,
3/8 PTF, 1/2 PTF, 3/4 PTF

Flow:

108 scfm (51 dm³/s)
at port size 1/2"
Full flow P1 to P2 @ 91 psi
(6.3 bar) inlet, with 7 psi
(0.5 bar) pressure drop
P2 to P3 = 138 scfm (65 dm³/s)

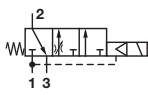
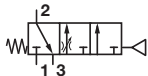
Ambient/Media temperature:

-4 to +149°F (-20 to +65°C)
Air supply must be dry
enough to avoid ice
formation at temperatures
below +35°F (+2°C).

Materials:

Body: Aluminum
End Caps: Aluminum
Body covers: ABS
Elastomers: NBR
Valve: Brass
Air Pilot: Aluminum




Technical data P84F 3/2 Soft Start

Symbol	Port Size (PTF)	Actuation/return	Voltage	Exhaust Port (PTF)	Weight lbs (g)	Model
	3/8	Solenoid/spring	24 VDC	1/2	2.34 (1060)	P84F-3AT-PFA
	1/2	Solenoid/spring	24 VDC	1/2	2.34 (1060)	P84F-4AT-PFA
	3/4	Solenoid/spring	24 VDC	1/2	2.34 (1060)	P84F-6AT-PFA
	3/8	Air/spring	NA	1/2	2.34 (1060)	P84F-3AA-NNN
	1/2	Air/spring	NA	1/2	2.34 (1060)	P84F-4AA-NNN
	3/4	Air/spring	NA	1/2	2.34 (1060)	P84F-6AA-NNN

Electrical details for solenoid operators

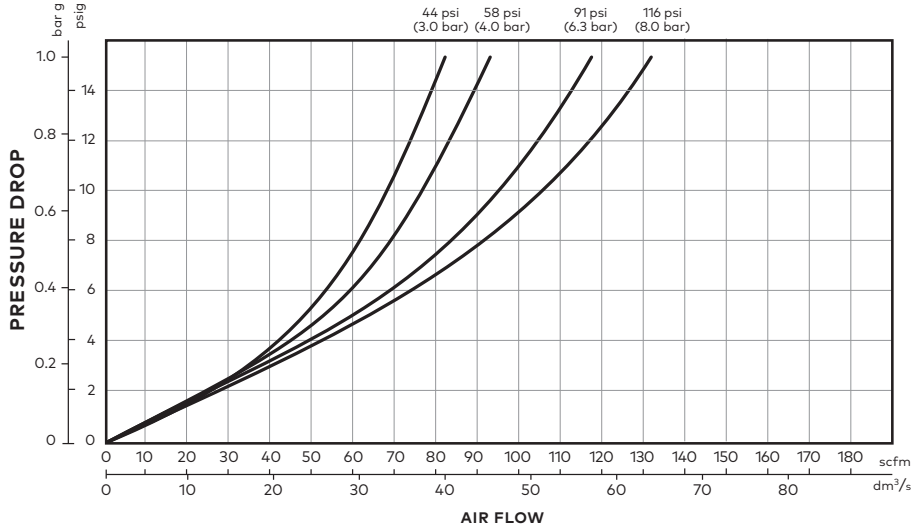
Voltage tolerance:	-10%/+15%
Rating:	100% continuous duty
Inlet orifice:	0.8mm
Electrical connection:	15mm DIN EN 175301-803 (DIN 43 50) Table C
Manual override:	Shrouded push button, spring return
Protection class:	IP65 with sealed plug (ISO 6952) NEMA 4
Materials:	PP5 (body), NBR (seals)

Voltage rating and spare coils

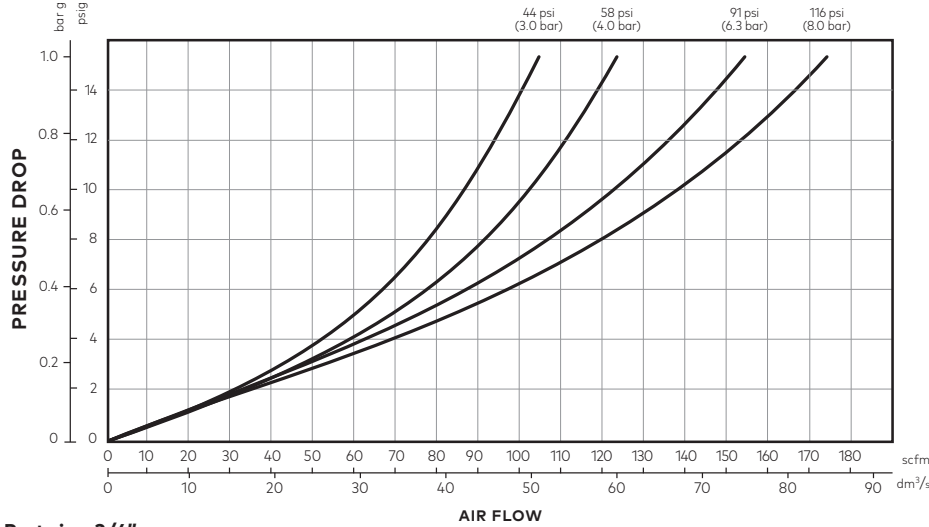
	Voltage	Power	Replacement
	24 VDC	1.2 W	840650-50KIT
	110 VAC	1.5 VA	840650-51KIT
	220 VAC	1.5 VA	840650-52KIT

Flow characteristics

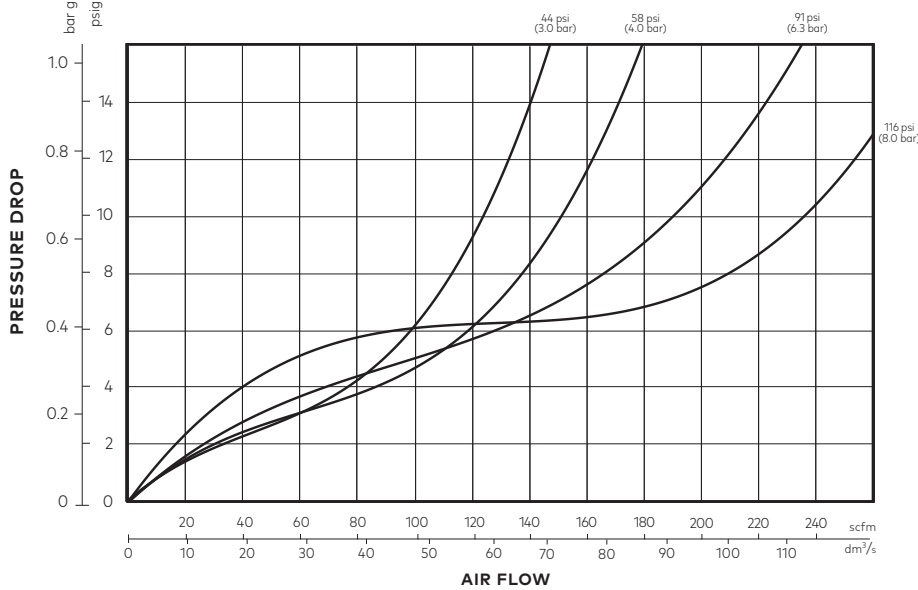
Port size: 3/8"



Port size: 1/2"

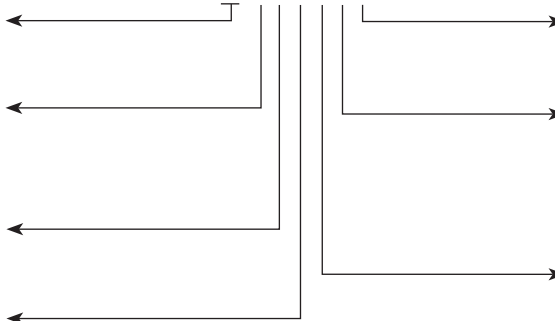


Port size: 3/4"



Option selector *1



















Type	Substitute
Smooth Start/ Dump Valve	F
Port Size	Substitute
3/8"	3
1/2"	4
3/4"	6
Thread Form	Substitute
PTF	A
ISO G	G
Operator	Substitute
Air Pilot	A
Solenoid Operated	T

P84F-4AT-PFN


Connector	Substitute
With connector	A
none	N
Solenoid	Substitute
110/120 VAC	A
220/240 VAC	B
24 VDC	F
none	N
Solenoid Operator	Substitute
Non-Locking push button	P
none	N

*1) To order air pilot models, select P84F-**A-NNN

Accessories

Quikclamp®  840014-51KIT	Quikclamp® with bracket assembled  840014-52KIT	Pressure sensing block 1/4 PTF  840016-50KIT	Pressure sensing block G1/4  840016-51KIT
Full flow porting block 3/4 PTF  840028-50KIT	Full flow porting block G3/4  840028-53KIT	Full flow porting block 3/4 PTF  840028-68KIT	Full flow porting block G3/4  840028-69KIT
Port Adaptors 3/8 PTF  840015-02KIT	Port Adaptors 1/2 PTF  840015-03KIT	Port Adaptors 3/4 PTF  840015-04KIT	Port Adaptors G3/8  840015-10KIT
Port Adaptors G1/2  840015-11KIT	Port Adaptors G3/4  840015-12KIT	Air Pilot Operator 1/8 PTF  840623-50KIT	Air Pilot Operator 1/8 ISO G  840623-51KIT
Silencer Heavy duty muffler, 1/2" NPT male thread, brass wire element  MB004A	Heavy duty muffler, R1/2 male thread, brass wire element  MB004B		

Accessories continued

Connection cable with plug, LED and M12 Female



Description	Cable length ft. (m)	Model
PUR-Cable; M12/valve type C DIN connector	1.97 (0,6)	NC-DINCA-123MS-A
	3.28 (1)	NC-DINCA-123MS-1
	6.56 (2)	NC-DINCA-123MS-2
	16.40 (5)	NC-DINCA-123MS-5

Plug with with moulded cable and indicator




Voltage	Cable length ft. (m)	Model
12 - 24 V a.c. / d.c	3.28 (1)	V10014-D01
12 - 24 V a.c. / d.c	9.84 (3)	V10014-D03
110 V a.c. / d.c.	3.28 (1)	V10015-D01
110 V a.c. / d.c.	9.84 (3)	V10015-D03
220 V a.c. / d.c	3.28 (1)	V10016-D01
220 V a.c. / d.c	9.84 (3)	V10016-D03

Plug with moulded cable



Description	Cable length ft. (m)	Model
3 pin plug with moulded cable	3.28 (1)	V10013-D01
3 pin plug with moulded cable	9.84 (3)	V10013-D03

Light Emitting Seals, 15mm form C



Description	Model
Light Emitting Seals Circuit A (12 - 24 V d.c.)	V10037-E13
Light Emitting Seals Circuit B (110 - 120 V a.c.)	V10037-E18
Light Emitting Seals Circuit B (220 - 240 V a.c.)	V10037-E19

Plug with cable gland and indicator



Description	Model
Plug with cable gland and indicator 12-24 V a.c. / d.c., c/w LED / VDR	V10012-D13
Plug with cable gland and indicator 110 V a.c. / d.c., c/w LED / VDR	V10012-D18
Plug with cable gland and indicator 220 V a.c. / d.c., c/w LED / VDR	V10012-D19

M12 Adaptor Top - MSUP Valve Plug Form C 8MM



7000-42831-0000000

M12 Adaptor Rear - MSUP Valve Plug Form C 8MM



7000-42811-0000000

Plug with cable gland

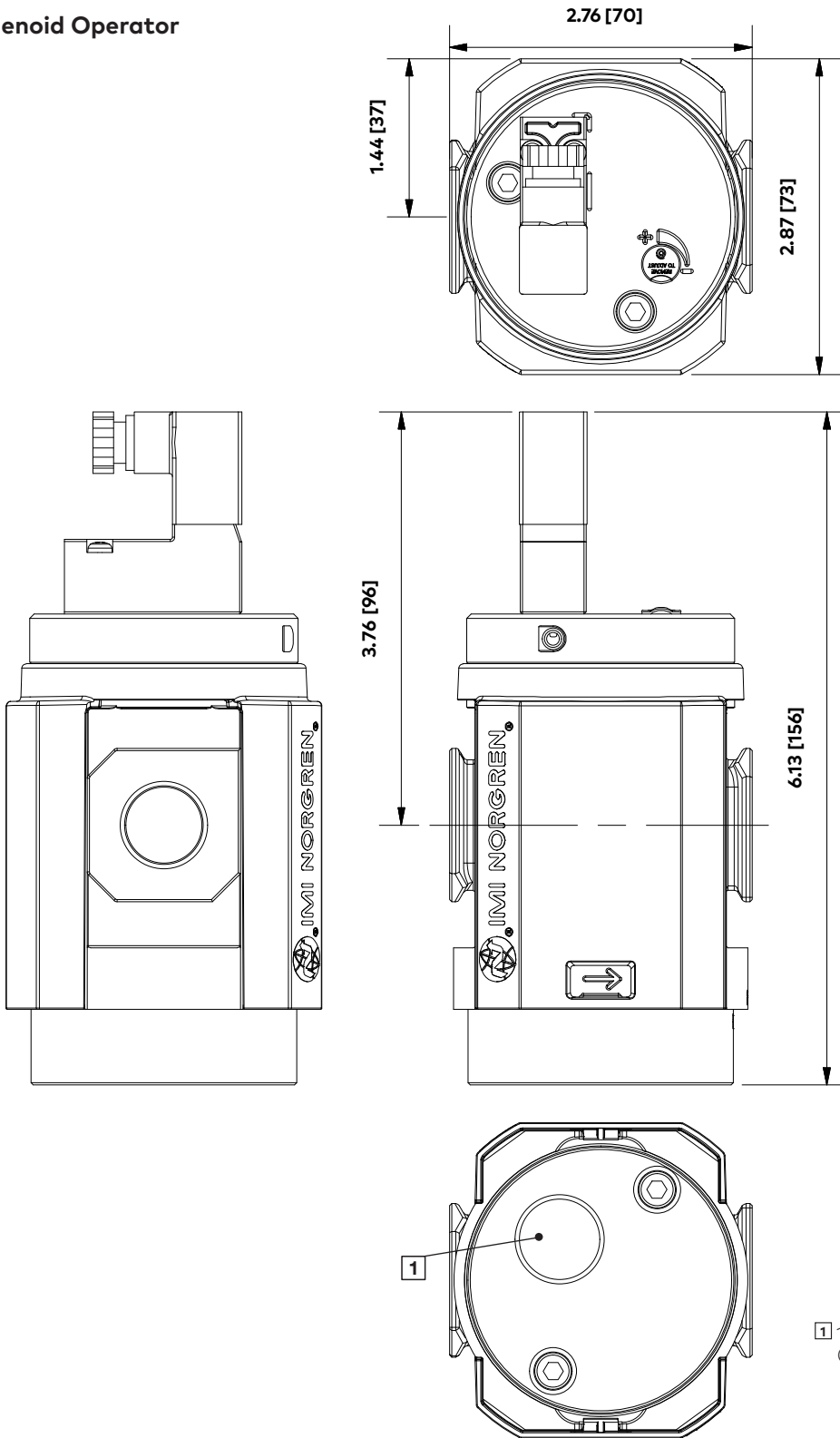
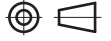


V10027-D00

Dimensions

Solenoid Operator

Dimensions in inches (mm)
Projection/Third angle

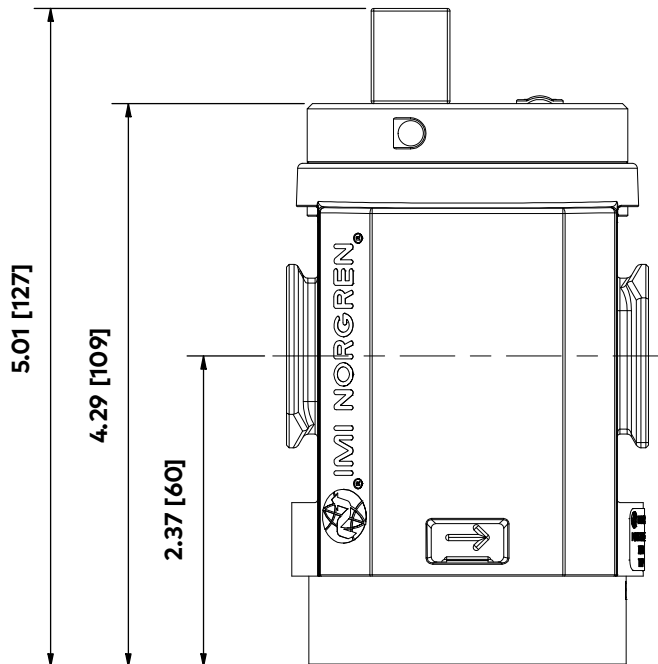
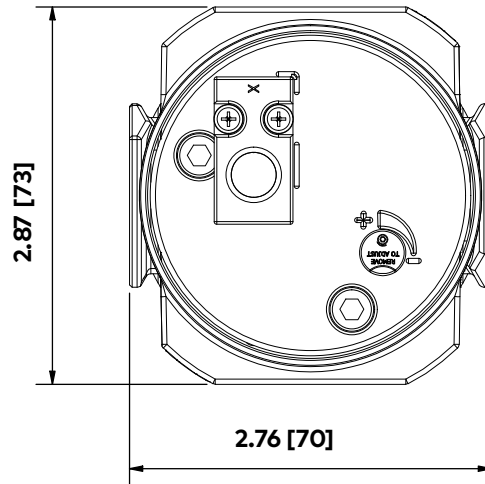


1 1/2" exhaust port
(NPT or ISO G)

Dimensions

Air Pilot Operator

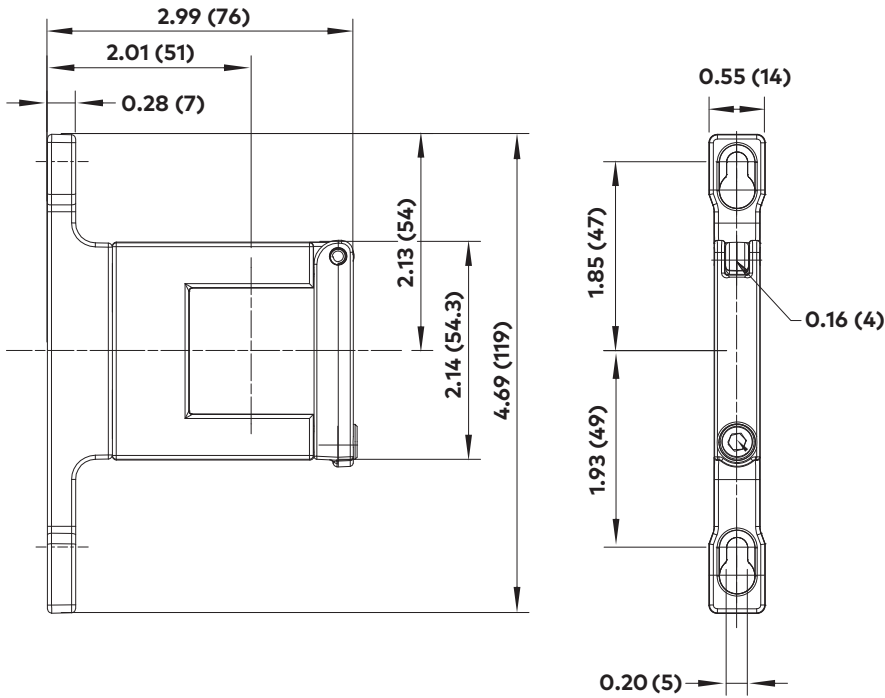
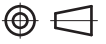
Dimensions in inches (mm)
Projection/Third angle



Accessories

Quikclamp® with wall bracket

Dimensions in inches (mm)
Projection/Third angle



Quikclamp®

